



Sevalal Mahila Mahavidyalaya

Place for Higher Learning & Research (Research Academy)

Sakkardara Chowk, Umrer Road, Nagpur-440 024

E-mail: smm_college@yahoo.co.in

Website: www.sevalalmahilamahavidyalaya.ac.in

FEEDBACK REPORT

of

Academic Session 2016-17

Prof. Pravin Charde

Principal

SevalalMahilaMahavidyalaya, Nagpur

Sevadal Mahila Mahavidyalaya, Nagpur

Feedback Committee Report 2016-17

Feedback Type	Offline
Website address	https://www.sevadalmahilamahavidyalaya.ac.in/

Screen Shot of Feedback Panel



Summary of Statistics of Feedback Received:

Sr.No.	Feedback Category	Total numbers of Stakeholder recorded Feedback	Average Opinions of Answer in Percentage
1	Students' Feedback	308	97.39 %
2	Teachers' Feedback	44	92.55 %
3	Alumni Feedback	103	76.81 %

SevadalMahilaMahavidyalaya, Nagpur

Feedback Committee Report 2016-17

Category	Students' Feedback
Total number of Students' recorded feedback	308
Total number of questions attempted	8
Feedback Type	Offline

Screen Shot of Offline Feedback Form :

Questionnaires for Feedback from Students
Questionnaire No. 1
Name of the College: Sevadal Mahila Mahavidyalaya, Nagpur
HOME SCIENCE FACULTY
Semester/Term/Year: _____

Students are required to rate the courses on the following attributes using the 4-point scale shown. The format given is for one course. Do the same for other courses on separate page.

4.00 3.00 2.00 1.50 0.0

↓ ↓ ↓ ↓

Very Good Good Satisfactory Unsatisfactory

Parameters	A Very Good	B Good	C Satisfactory	D Unsatisfactory
1. Depth of the course content including project work if any				
2. Extent of coverage of course				
3. Applicability/relevance to real life situations				
4. Learning value (in terms of knowledge, concepts, manual skills, analytical abilities and broadening perspectives)				
5. Clarity and relevance of textual reading material				
6. Relevance of additional source material (Library)				
7. Extent of effort required by students				
8. Overall rating				

Date: _____ Name of Student _____
Signature _____

Tabular Analysis of Students' Feedback Response
Session: 2016-17

Faculty – Science, Home Science and Arts		Opinions of Answer in Percentage					
Number of Students		308	308	308	308	Scale of Opinion	% of Opinion
Sr. No.	Questions	Very Good	Good	Satisfactory	Unsatisfactory		
1	Depth of the course content including project work if any	226 73.37 %	71 23.05 %	10 3.24 %	0	Very Good and Good	96.42 %
2	Extent of coverage of course	206 66.83 %	84 27.27 %	18 5.84 %	0	Very Good and Good	94.1 %
3	Applicability / relevance to real life situations	186 60.38%	98 31.81 %	24 7.79 %	0	Very Good and Good	92.19 %
4	Learning value (in terms of knowledge, concepts, manual skills, analytical	212 68.83%	90 29.22 %	6 1.94 %	0	Very Good and Good	98.05 %
5	Abilities and broadening perspectives.	222 72.07%	69 22.40 %	16 5.19 %	1 0.32 %	Very Good and Good	94.47 %
6	Relevance of additional source material (Library)	223 72.40 %	73 23.70 %	12 3.89 %	0	Very Good and Good	96.1 %
7	Extent of effort required by students.	205 66.55 %	90 29.22 %	13 4.22 %	0	Very Good and Good	95.77 %
8	Overall rating	217 70.45 %	83 26.94 %	8 2.59 %	0	Very Good and Good	97.39 %

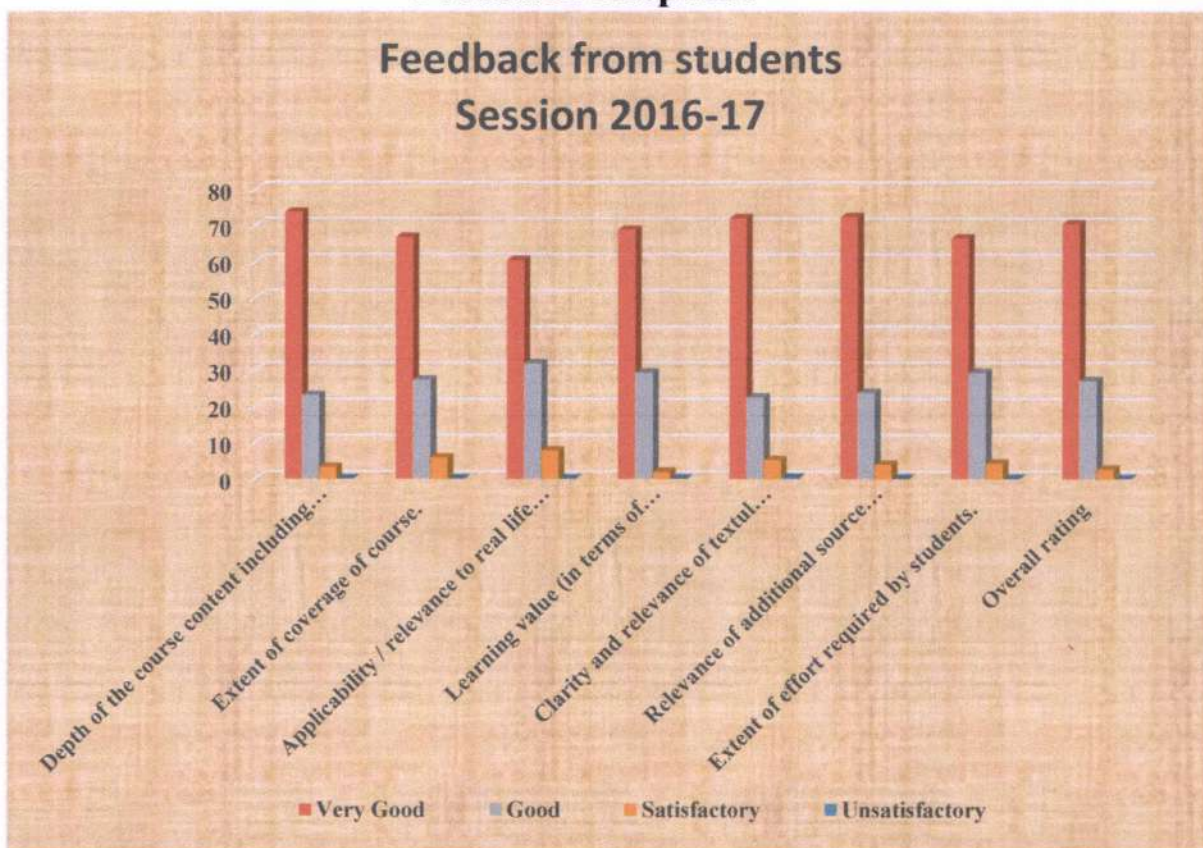
Scale for opinion of stakeholder (Students, Teachers, Alumni)			
A = 100-80	B= 79-60	C = 59-40	D = Less than 40



Principal

Graphical Analysis of Students' about Teaching and Curriculum

Feedback Response



Analysis Report on the Students' Feedback received (2016-17)

We have received feedback from 308 numbers of students' (One Times in Final year Students) through offline process -

The following are the observations on students' feedback;

General Observations of Students Feedback:

1. A safe professional and friendly learning environment in the college and it is also contributed to spiritual growth of students.
2. There should be more availability of books in the library.
3. The curriculum should be Applicable / relevance to real life situations

Sevada Mahila Mahavidyalaya, Nagpur Feedback Committee Report 2016-17 pg.5

Principal
Sevada Mahila Mahavidyalaya
Umrer Road, Nagpur-9.

Sevadal Mahila Mahavidyalaya, Nagpur

Teachers Feedback Report 2016-17

Category	Teacher's Feedback
Total number of Teacher's recorded feedback	44
Total number of questions attempted	15
Feedback Type	Offline

Screen Shot of Feedback Form :

FEEDBACK FROM TEACHERS

DEAR TEACHER,

This form is intended to collect information relating to your satisfaction towards the curriculum, teaching, learning, evaluation and infrastructure. The information provided by you will be kept confidential and will be used as important feedback for quality improvement of the programme of studies and the institution.

For each item please indicate your level of agreement with the following statements by selecting appropriate option.

1.The courses / syllabi taught by me have a good balance between theory and application:

STRONGLY AGREE AGREE NEITHER AGREE NOR DISAGREE DISAGREE STRONGLY DISAGREE

2. The objectives of the syllabi are well defined :

STRONGLY AGREE AGREE NEITHER AGREE NOR DISAGREE DISAGREE STRONGLY DISAGREE

3.The books/journals etc. prescribed / listed as reference materials are relevant, updated and cover the entire syllabi

STRONGLY AGREE AGREE NEITHER AGREE NOR DISAGREE DISAGREE STRONGLY DISAGREE

4. The course / syllabi of the subjects taught by me increased my interest, knowledge and perspective in the subject area

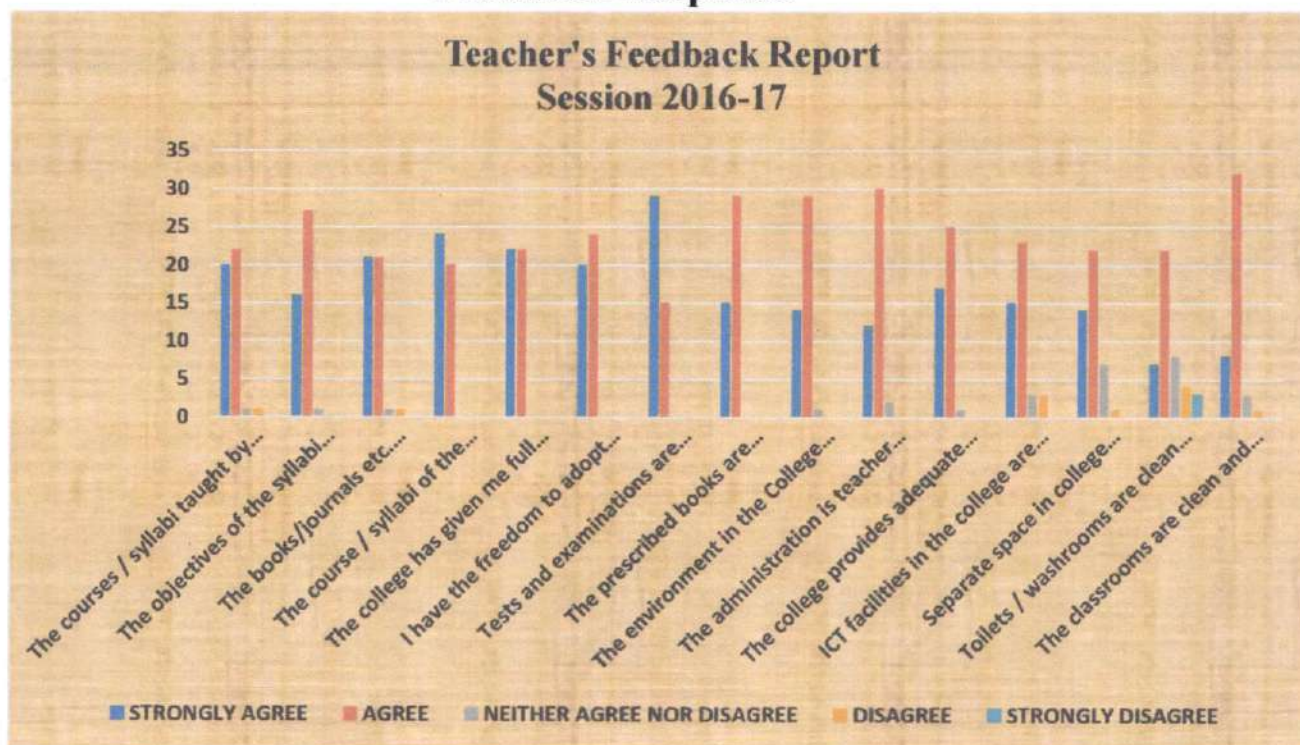
Tabular Analysis of Teachers' Feedback Response
Session: 2016-17

Faculty – Science, Home Science and Arts		Opinions of Answer in Percentage					Scale of Opinion	% of Opinion
		44	44	44	44	44		
Sr. No.	Questions	STRONGLY AGREE	AGREE	NEITHER AGREE NOR DISAGREE	DIS AGREE	STRONGLY DISAGREE		
1	The courses / syllabi taught by me have a good balance between theory and application:	20 45.45 %	22 50 %	01 2.27 %	01 2.27 %		Strongly Agree and Agree	95.45 %
2	The objectives of the syllabi are well defined :	16 36.36 %	27 61.36 %	01 2.27 %			Strongly Agree and Agree	97.72 %
3	The books/journals etc. prescribed / listed as reference materials are relevant, updated and cover the entire syllabi:	21 47.72%	21 47.72 %	01 2.27 %	01 2.27 %		Strongly Agree and Agree	95.44 %
4	The course / syllabi of the subjects taught by me increased my interest, knowledge and perspective in the subject area:	24 54.54 %	20 45.45 %				Strongly Agree and Agree	99.99 %
5	The college has given me full freedom to adopt new techniques / strategies of teaching such as group discussions, seminar presentations and learners' participation :	22 50 %	22 50 %				Strongly Agree and Agree	100 %
6	I have the freedom to adopt new techniques / strategies of testing and assessment of students:	20 45.45 %	24 54.54 %				Strongly Agree and Agree	99.99 %
7	Tests and examinations are conducted well in time with proper coverage of all units in the syllabus:	29 65.90 %	15 34.09 %				Strongly Agree and Agree	99.99 %
8	The prescribed books are available in the Library in Sufficient numbers:	15 34.09 %	29 65.90 %				Strongly Agree and Agree	99.99 %
9	The environment in the College is conducive to teaching and research:	14 31.81 %	29 65.90 %	01 2.27 %			Strongly Agree and Agree	97.71 %
10	The administration is teacher friendly:	12 27.27 %	30 68.18 %	02 2.56 %			Strongly Agree and Agree	95.45 %

11	The college provides adequate opportunities and support to faculty members for upgrading their skills and qualifications:	17 38.63 %	25 56.81%	01 2.27 %			Strongly Agree and Agree	95.44 %
12	ICT facilities in the college are adequate and satisfactory:	15 34.09 %	23 52.27 %	03 6.81 %	03 6.81 %		Strongly Agree and Agree	86.36 %
13	Separate space in college Canteen is available for Teachers:	14 31.81%	22 50 %	07 15.90 %	01 2.27 %		Strongly Agree and Agree	81.81 %
14	Toilets / washrooms are clean and properly maintained:	07 15.90 %	22 50 %	08 18.18 %	04 9.09 %	03 6.81 %	Strongly Agree and Agree	65.9 %
15	The classrooms are clean and well maintained:	08 18.18 %	32 72.72 %	03 6.81 %	01 2.27 %		Strongly Agree and Agree	90.9 %
Overall Rating								93.47 %

Scale for opinion of stakeholder (Students, Teachers, Alumni)			
A = 100-80	B= 79-60	C = 59-40	D = Less than 40

Graphical Analysis of Teachers' about Teaching and Curriculum Feedback Response



Analysis Report on the Teachers Feedback received (2016-17)

We have received feedback from 44 numbers of teachers' through online process by web link

Website address: <https://www.sevadalmahilamahavidyalaya.ac.in/>

Direct Link URL:

https://www.sevadalmahilamahavidyalaya.ac.in/pages/teachers_feedback21

The following are the observations on teacher's feedback;

General Observations of Teachers Feedback:

1. Teachers motivate students to participate in various curricular, cocurricular and extra-curricular activities.
2. Teachers help students coming from weaker sections of the society.
3. Students have understood the subject better due to the efforts of the teachers
4. Teachers create new ideas and increase the creativity of students.



Principal
Sevadal Mahila Mahavidyalaya
Umrer Road, Nagpur-9.

SEVADAL MAHILA MAHAVIDYALAYA, NAGPUR
ALUMNI FEEDBACK REPORT

Session: 2016-17

Category	Alumni Feedback
Total number of Alumni's recorded feedback	51
Total number of questions attempted	08
Feedback Type	Offline

Screen Shot of Feedback Form:

SEVADAL MAHILA MAHAVIDYALAYA

ALUMNI FEEDBACK FORM

DEAR STUDENTS,
Your Opinion About Our College:

Name: Email: Mobile:

Name of the course completed: Present Occupation/Designation: Year of completion of course:

Address: Sugestions:

1. How do you rate the courses that you have learnt in the college :
 EXCELLENT VERY GOOD GOOD
 AVERAGE

2. Infrastructure and Lab facilities :
 EXCELLENT VERY GOOD GOOD
 AVERAGE

3. Faculty :
 EXCELLENT VERY GOOD GOOD
 AVERAGE

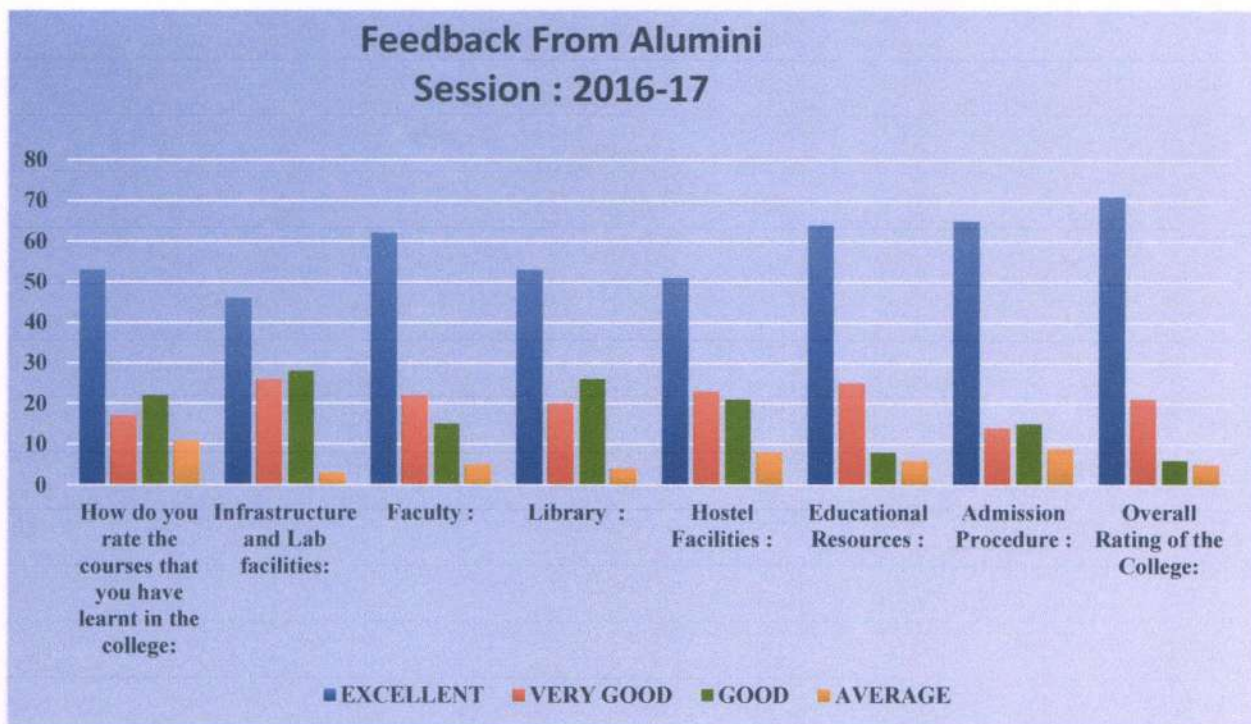
4. Library:
 EXCELLENT VERY GOOD GOOD
 AVERAGE

**Tabular Analysis of Alumni's Feedback Response
Session: 2016-17**

Faculty – Science, Home Science and Arts		Opinions of Answer in Percentage					
Number of Alumnis		103	103	103	103	Scale of Opinion	% of Opinion
Sr. No.	Questions	EXCELLENT	VERY GOOD	GOOD	AVERAGE		
1	How do you rate the courses that you have learnt in the college:	53 51.45 %	17 16.50 %	22 21.35 %	11 10.67 %	Excellent and Very Good	67.95 %
2	Infrastructure and Lab facilities:	46 44.66 %	26 25.24 %	28 27.18 %	3 2.91 %	Excellent and Very Good	69.9 %
3	Faculty :	62 60.19 %	22 21.35 %	15 14.56 %	5 4.85 %	Excellent and Very Good	81.54 %
4	Library :	53 51.45 %	20 19.41 %	26 25.24 %	4 3.88 %	Excellent and Very Good	70.86 %
5	Hostel Facilities :	51 49.51 %	23 22.33 %	21 20.38 %	8 7.76 %	Excellent and Very Good	71.84 %
6	Educational Resources :	64 62.13 %	25 24.27 %	8 7.76 %	6 5.82 %	Excellent and Very Good	86.4 %
7	Admission Procedure :	65 63.10 %	14 13.59 %	15 14.56 %	9 8.73 %	Excellent and Very Good	76.69 %
8	Overall Rating of the College:	71 68.93 %	21 20.38 %	6 5.82 %	5 4.85 %	Excellent and Very Good	89.31 %
Overall Rating							76.81 %

Scale for opinion of stakeholder (Students, Teachers, Alumni)			
A = 100-80	B= 79-60	C = 59-40	D = Less than 40

Graphical Analysis of Alumni Feedback Response




The following are the observations of Alumni feedback:


1. Average Rating of Alumni Feedback Response found to be at 76.81%
2. Scale for Opinion of Alumni found to be at Rank 'B' (79-60)

This report has been prepared by following members:

Sr.No.	Name of the Teacher	Designation
1	Dr. S. G. Rokade	Convenor
2	Dr. M. P. Patil	Member
3	Dr. H. A. Padole	Member
4	Dr. P. P. Chahande	Member
5	Dr. P. A. Chinchkhede	Member
6	Dr. B. S. Tapase	Member


Dr.S.G.Rokade
 Co-ordinator
 NAAC Criteria I




Prof. P. N. Charde
 Principal
 Sevalal Mahila Mahavidyalaya
 Nagpur



Sevadal Mahila Mahavidyalaya

Place for Higher Learning & Research (Research Academy)

Sakkardara Chowk, Umrer Road, Nagpur-440 024

E-mail: smm_college@yahoo.co.in

Website: www.sevadalmahilamahavidyalaya.ac.in

FEEDBACK REPORT

of

Academic Session 2017-18

Prof. Pravin Charde

Principal

Sevadal Mahila Mahavidyalaya, Nagpur

Sevadal Mahila Mahavidyalaya, Nagpur

Feedback Committee Report 2017-2018

Feedback Type	Offline
Website address	https://www.sevadalmahilamahavidyalaya.ac.in/

Screen Shot of Feedback Panel



Summary of Statistics of Feedback Received:

S.No.	Feedback Category	Total numbers of Stakeholder recorded Feedback	Average Opinions of Answer in Percentage
1	Students' Feedback	253	97.62 %
2	Teachers' Feedback	44	90.80 %
3	Alumni Feedback	132	75.74 %

Sevadal Mahila Mahavidyalaya, Nagpur

Feedback Report 2017-2018

Category	Students' Feedback
Total number of Students' recorded feedback	253
Total number of questions attempted	8
Feedback Type	Offline

Screen Shot of Offline Feedback Form:

Questionnaires for Feedback from Students
Questionnaire No. 1
Name of the College: Sevadal Mahila Mahavidyalaya, Nagpur
HOME SCIENCE FACULTY
Semester/Term/Year: _____

Students are required to rate the courses on the following attributes using the 4-point scale shown. The format given is for one course. Do the same for other courses on separate page.

4.00 3.00 2.00 1.50 0.0

↓ ↓ ↓ ↓

Very Good Good Satisfactory Unsatisfactory

Parameters	A Very Good	B Good	C Satisfactory	D Unsatisfactory
1. Depth of the course content including project work if any				
2. Extent of coverage of course				
3. Applicability/relevance to real life situations				
4. Learning value (in terms of knowledge, concepts, manual skills, analytical abilities and broadening perspectives)				
5. Clarity and relevance of textual reading material				
6. Relevance of additional source material (Library)				
7. Extent of effort required by students				
8. Overall rating				

Date: _____ Name of Student _____
Signature _____




Principal

Tabular Analysis of Students' Feedback Response
Session: 2017-18

Faculty – Science, Home Science and Arts		Opinions of Answer in Percentage					
Number of Students		253	253	253	253	Scale of Opinion	% of Opinion
Sr. No.	Questions	Very Good	Good	Satisfactory	Unsatisfactory		
1	Depth of the course content including project work if any	209 82.60 %	34 13.43 %	10 3.95 %	0	Very Good and Good	96.03 %
2	Extent of coverage of course	130 51.38 %	114 45.05 %	9 3.55 %	0	Very Good and Good	96.43 %
3	Applicability / relevance to real life situations	137 54.15 %	92 36.36 %	22 8.69 %	2 0.79 %	Very Good and Good	90.51%
4	Learning value (in terms of knowledge, concepts, manual skills, analytical	196 77.47 %	50 19.76 %	7 2.76 %	0	Very Good and Good	97.23 %
5	Abilities and broadening perspectives.	153 60.47 %	81 32.01 %	33 13.04 %	0	Very Good and Good	92.48 %
6	Relevance of additional source material (Library)	137 51.38 %	103 40.71 %	12 4.74 %	1 0.39 %	Very Good and Good	92.09%
7	Extent of effort required by students.	166 65.61 %	73 28.85 %	14 5.53 %	0	Very Good and Good	94.46 %
8	Overall rating	200 79.05 %	47 18.57 %	6 2.37 %	0	Very Good and Good	97.62 %

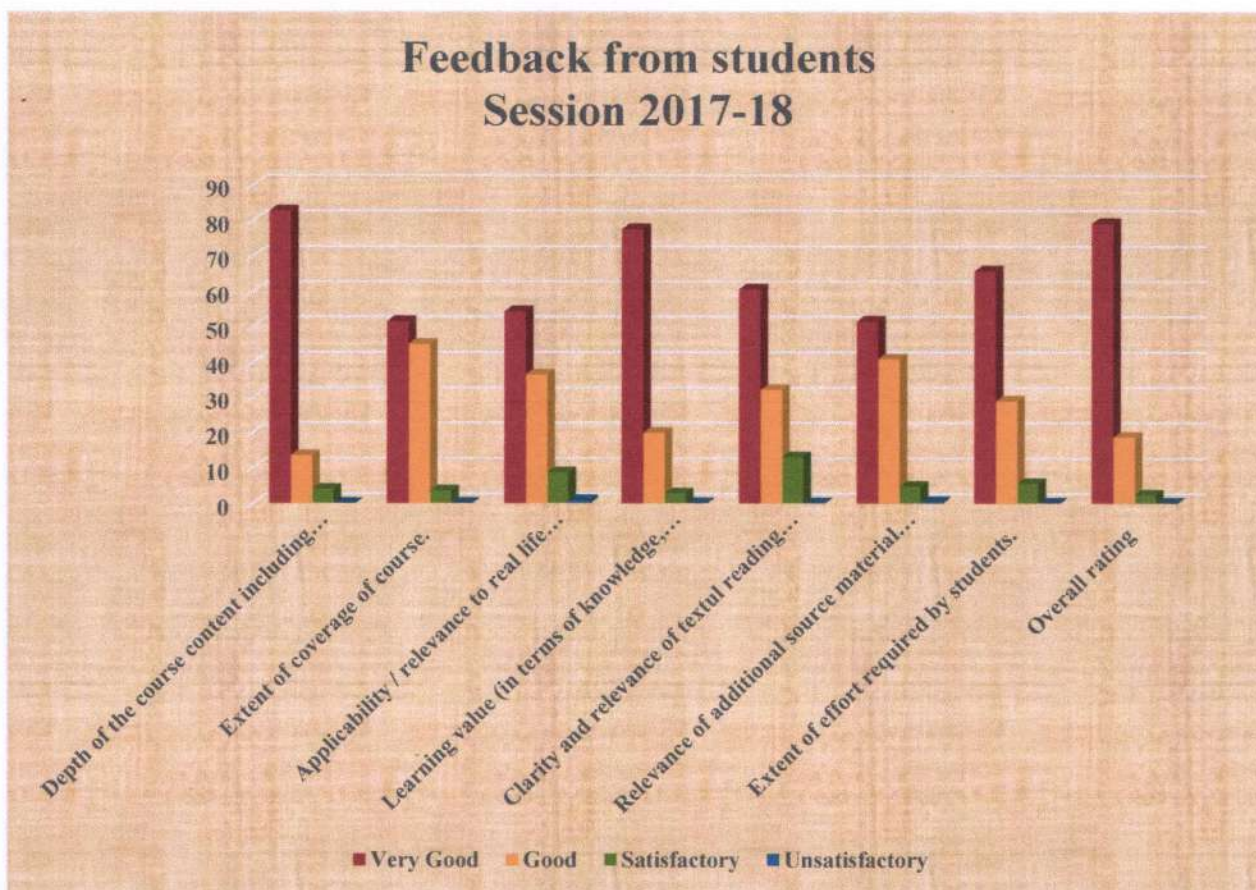
Scale for opinion of stakeholder (Students, Teachers, Alumni)

A = 100-80	B= 79-60	C = 59-40	D = Less than 40
------------	----------	-----------	------------------



Principal

Graphical Analysis of Students' about Teaching and Curriculum Feedback Response



Analysis Report on the Students' Feedback received (2017-18)

We have received feedback from 253 numbers of students' (One Times in Final year Students) through offline process.

The following are the observations on students' feedback;

General Observations of Students Feedback:

1. A safe professional and friendly learning environment in the college and it is also contributed to spiritual growth of students.
2. There should be more availability of books in the library.
3. The curriculum should be more practical rather than theoretical and should be executed properly as well by the authorities.

Principal

Sevadal Mahila Mahavidyalaya, Nagpur

Feedback Report 2017-18

Category	Teacher's Feedback
Total number of Teacher's recorded feedback	45
Total number of questions attempted	15
Feedback Type	Offline

Screen Shot of Feedback Form:

FEEDBACK FROM TEACHERS

DEAR TEACHER,

This form is intended to collect information relating to your satisfaction towards the curriculum, teaching, learning, evaluation and infrastructure. The information provided by you will be kept confidential and will be used as important feedback for quality improvement of the programme of studies and the institution.

For each item please indicate your level of agreement with the following statements by selecting appropriate option.

1. The courses / syllabi taught by me have a good balance between theory and application:

STRONGLY AGREE AGREE NEITHER AGREE NOR DISAGREE DISAGREE STRONGLY DISAGREE

2. The objectives of the syllabi are well defined :

STRONGLY AGREE AGREE NEITHER AGREE NOR DISAGREE DISAGREE STRONGLY DISAGREE

3. The books/journals etc. prescribed / listed as reference materials are relevant, updated and cover the entire syllabi

STRONGLY AGREE AGREE NEITHER AGREE NOR DISAGREE DISAGREE STRONGLY DISAGREE

4. The course / syllabi of the subjects taught by me increased my interest, knowledge and perspective in the subject area

Principal

**Tabular Analysis of Teachers' Feedback Response
Session: 2017-18**

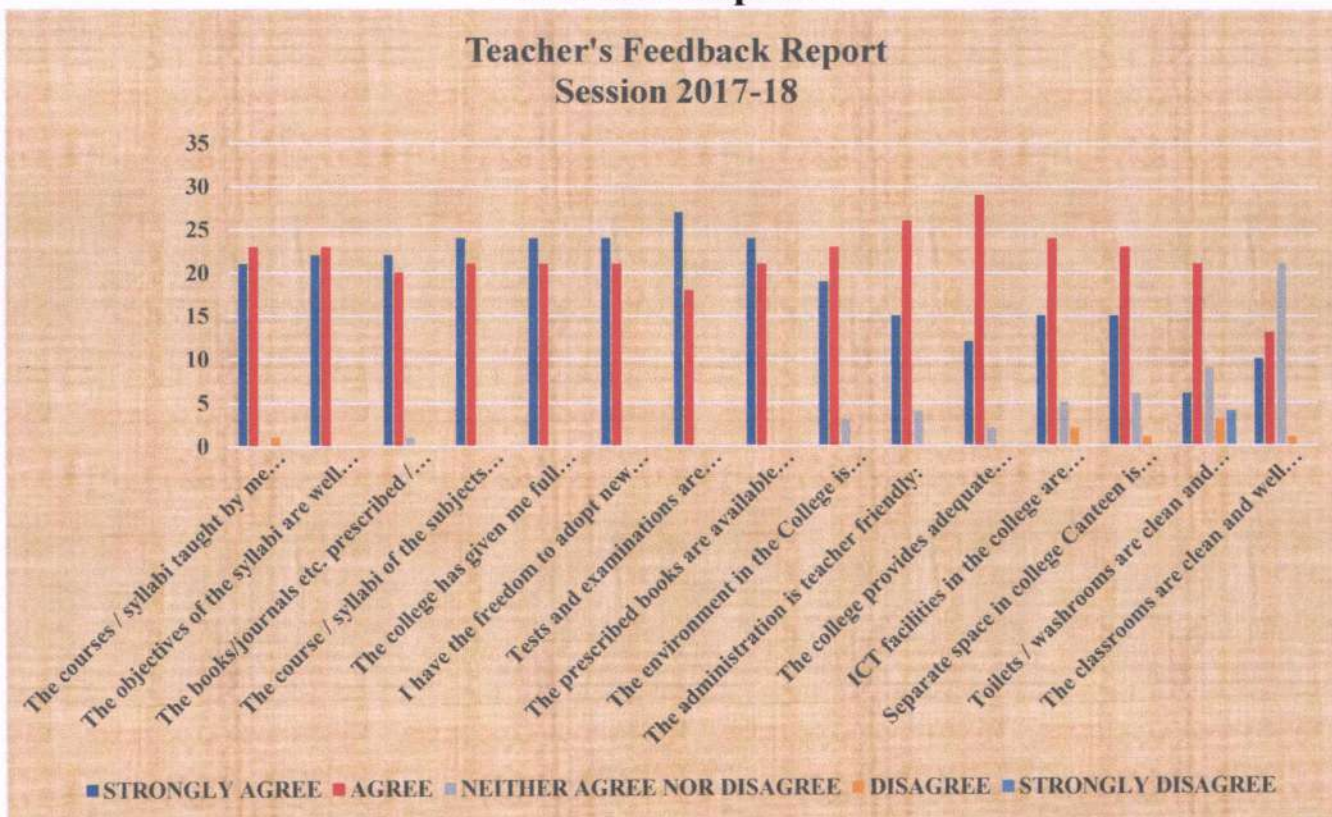
Faculty – Science, Home Science and Arts		Opinions of Answer in Percentage					Scale of Opinion	% of Opinion
		45	45	45	45	45		
Number of Teachers		STRONGLY AGREE	AGREE	NEITHER AGREE NOR DISAGREE	DIS AGREE	STRON GLY DISAGREE		
Sr. No.	Questions							
1	The courses / syllabi taught by me have a good balance between theory and application:	21 46.66 %	23 51.11 %		01 2.22 %		Strongly Agree and Agree	97.77 %
2	The objectives of the syllabi are well defined :	22 48.88 %	23 51.11 %				Strongly Agree and Agree	99.99 %
3	The books/journals etc. prescribed / listed as reference materials are relevant, updated and cover the entire syllabi:	22 48.88%	21 46.66 %	01 2.22 %	01 2.22 %		Strongly Agree and Agree	95.54 %
4	The course / syllabi of the subjects taught by me increased my interest, knowledge and perspective in the subject area:	24 53.33 %	21 46.66 %				Strongly Agree and Agree	99.99 %
5	The college has given me full freedom to adopt new techniques / strategies of teaching such as group discussions, seminar presentations and learners' participation :	24 53.33 %	21 46.66 %				Strongly Agree and Agree	99.99 %
6	I have the freedom to adopt new techniques / strategies of testing and assessment of students:	24 53.33 %	21 46.66 %				Strongly Agree and Agree	99.99 %
7	Tests and examinations are conducted well in time with proper coverage of all units in the syllabus:	27 60 %	18 40 %				Strongly Agree and Agree	100 %
8	The prescribed books are available in the Library in Sufficient numbers:	24 53.33 %	21 46.66 %				Strongly Agree and Agree	99.99 %
9	The environment in the College is conducive to teaching and research:	19 42.22 %	23 51.11 %	03 6.66 %			Strongly Agree and Agree	93.33 %
10	The administration is teacher friendly:	15 33.33 %	26 57.77 %	04 8.88 %			Strongly Agree and Agree	91.1 %
11	The college provides adequate opportunities and support to faculty members	13 28.88 %	29 64.44 %	03 6.66 %			Strongly Agree and Agree	93.32 %

	for upgrading their skills and qualifications:							
12	ICT facilities in the college are adequate and satisfactory:	15 33.33 %	24 53.33 %	05 11.11 %	01 2.22 %		Strongly Agree and Agree	86.66 %
13	Separate space in college Canteen is available for Teachers:	15 33.33%	23 51.11 %	06 13.33 %	01 2.22 %		Strongly Agree and Agree	84.44%
14	Toilets / washrooms are clean and properly maintained:	10 22.22 %	21 46.66 %	09 20 %	05 11.11 %		Strongly Agree and Agree	68.88 %
15	The classrooms are clean and well maintained:	10 22.22 %	13 28.88 %	21 46.66 %	01 2.22 %		Strongly Agree and Agree	51.1 %
Overall Rating								90.80 %

Scale for opinion of stakeholder (Students, Teachers, Alumni)

A = 100-80	B= 79-60	C = 59-40	D = Less than 40

Graphical Analysis of Teachers' about Teaching and Curriculum Feedback Response



Analysis Report on the Teachers Feedback received (2017-18)

We have received feedback from 45 numbers of teachers' through offline process by web link

Website address: <https://www.sevadalmahilamahavidyalaya.ac.in/>

Direct Link URL:

https://www.sevadalmahilamahavidyalaya.ac.in/pages/teachers_feedback21

The following are the observations on teacher's feedback;

General Observations of Teachers Feedback:

1. There should be more availability of books in the library.
2. Syllabus must be skill oriented so placement opportunity will be increased.
3. There should be improvement in cleanness at the college washrooms.
4. Our University syllabi need to be redesigned to meet the global requirements.
5. College should provide WIFI facility in the campus.
6. ICT class- rooms and laboratories should be more in numbers in the College.



Principal

SEVADAL MAHILA MAHAVIDYALAYA, NAGPUR
ALUMNI FEEDBACK REPORT
Session: 2017-18

Category	Alumni Feedback
Total number of Alumni's recorded feedback	132
Total number of questions attempted	08
Feedback Type	Offline

Screen Shot of Feedback Form :

SEVADAL MAHILA MAHAVIDYALAYA
WOMEN EMPOWERMENT THROUGH EDUCATION

ALUMNI FEEDBACK FORM

DEAR STUDENTS,
 Your Opinion About Our College.

Name: Email: Mobile:

Name of the course completed: Present Occupation/Designation: Year of completion of course:

Address: Sugestions:

1. How do you rate the courses that you have learnt in the college :
 EXCELLENT VERY GOOD GOOD AVERAGE

2. Infrastructure and Lab facilities :
 EXCELLENT VERY GOOD GOOD AVERAGE

3. Faculty :
 EXCELLENT VERY GOOD GOOD AVERAGE

4. Library :
 EXCELLENT VERY GOOD GOOD AVERAGE

Principal

Tabular Analysis of Alumni's Feedback Response
Session: 2017-18

Faculty – Science, Home Science and Arts		Opinions of Answer in Percentage					
Number of Alumni's		132	132	132	132	Scale of Opinion	% of Opinion
Sr. No.	Questions	EXCELLENT	VERY GOOD	GOOD	AVERAGE		
1	How do you rate the courses that you have learnt in the college:	68 51.51 %	29 21.96 %	22 16.66 %	13 9.84 %	Excellent and Very Good	73.47 %
2	Infrastructure and Lab facilities:	60 45.45 %	33 25 %	29 21.96 %	10 7.57 %	Excellent and Very Good	70.45 %
3	Faculty :	70 53.03 %	34 25.75 %	21 15.90 %	7 5.30 %	Excellent and Very Good	78.78 %
4	Library :	70 53.03 %	30 22.72 %	29 21.96 %	3 2.27 %	Excellent and Very Good	75.75 %
5	Hostel Facilities :	64 48.48 %	34 25.75 %	21 15.90 %	13 9.84 %	Excellent and Very Good	74.23 %
6	Educational Resources :	73 55.30 %	22 16.66 %	13 9.84 %	24 18.18 %	Excellent and Very Good	71.96 %
7	Admission Procedure :	69 52.27 %	34 25.75 %	23 17.42 %	6 4.54 %	Excellent and Very Good	78.02 %
8	Overall Rating of the College:	72 54.54 %	38 28.78 %	16 12.12 %	6 4.54 %	Excellent and Very Good	83.32 %
Overall Rating							75.74 %

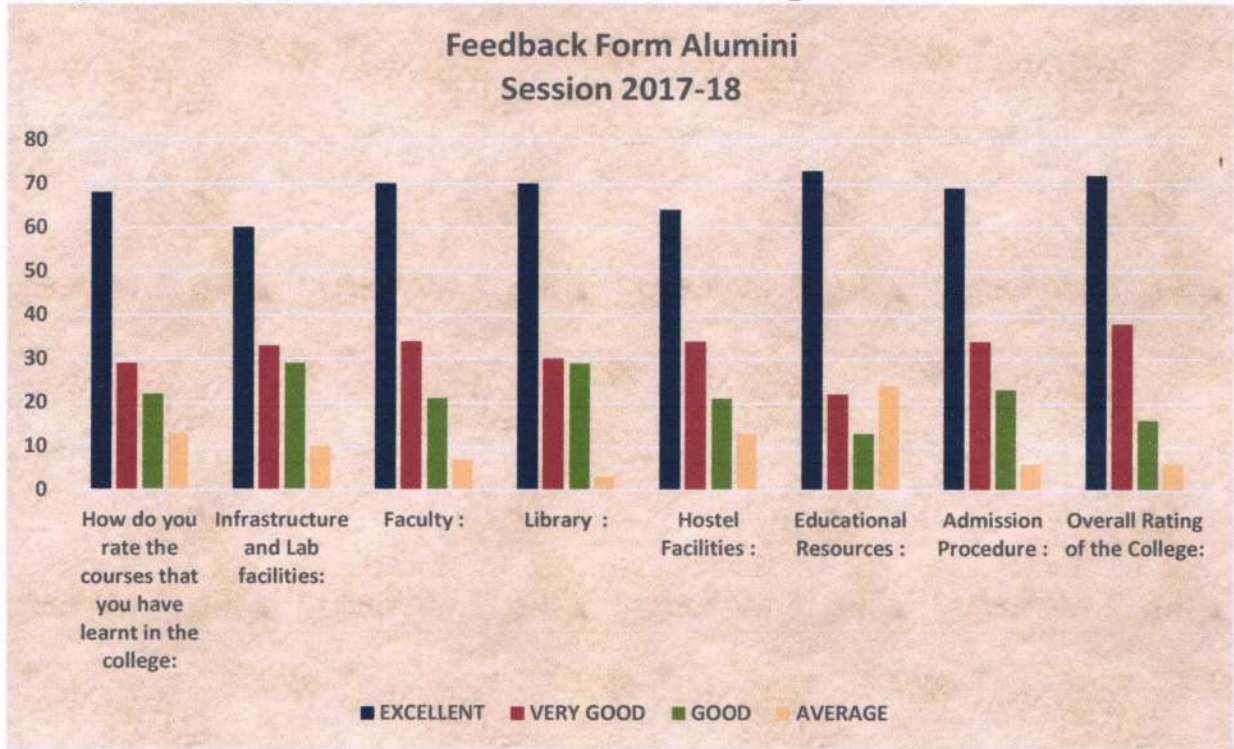
Scale for opinion of stakeholder (Students, Teachers, Alumni)

A = 100-80	B= 79-60	C = 59-40	D = Less than 40



Principal

Graphical Analysis of Alumni Feedback Response

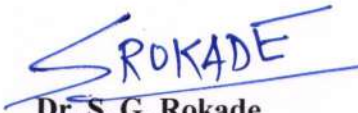


The following are the observations of Alumni feedback:


1. Average Rating of Alumni Feedback Response found to be at 75.74
2. Scale for Opinion of Alumni found to be at Rank 'B' (79-60)

This report has been prepared by following members:

Sr.No.	Name of the Teacher	Designation
1	Dr. S. G. Rokade	Convenor
2	Dr. M. P. Patil	Member
3	Dr. H. A. Padole	Member
4	Dr. P. P. Chahande	Member
5	Dr. P. A. Chinchkhede	Member
6	Dr. B. S. Tapase	Member


Dr. S. G. Rokade
 Co-ordinator
 NAAC Criteria I




Prof. P. N. Charde
 Principal
 Sevalal Mahila Mahavidyalaya
 Nagpur



Sevadal Mahila Mahavidyalaya

Place for Higher Learning & Research (Research Academy)

Sakkardara Chowk, Umrer Road, Nagpur-440 024

E-mail: smm_college@yahoo.co.in

Website: www.sevadalmahilamahavidyalaya.ac.in

FEEDBACK REPORT

of

Academic Session 2019-20

Prof. Pravin Charde

Principal

Sevadal Mahila Mahavidyalaya, Nagpur

Sevadal Mahila Mahavidyalaya, Nagpur

Feedback Committee Report 2019-20

Feedback Type	Online
Website address	https://www.sevadalmahilamahavidyalaya.ac.in/

Screen Shot of Offline Feedback Panel



Summary of Statistics of Feedback Received:

S.No.	Feedback Category	Total numbers of Stakeholder recorded Feedback	Average Opinions of Answer in Percentage
1	Students' Feedback	118	90.5 %
2	Teachers' Feedback	39	99.91 %
3	Alumni Feedback	197	73.43 %
4	Employer Feedback	06	97 %

Sevadal Mahila Mahavidyalaya, Nagpur Feedback Report 2019-20

Category	Students' Feedback
Total number of Students' recorded feedback	118
Total number of questions attempted	15
Feedback Type	Online

Screen Shot of Online Feedback Form :

STUDENTS FEEDBACK FORM

DEAR STUDENTS,

This form has been designed to seek feedback from you to strengthen the quality of teaching-learning environment and to improve the performance of the teachers. The information provided by you will be kept confidential.

DIRECTIONS:

For each item please indicate your level of agreement with the following statements by selecting appropriate option

1. The entire syllabus is completed in time:

STRONGLY AGREE AGREE NOT SURE DISAGREE STRONGLY DISAGREE

2. The teachers are punctual and regular in taking lectures and practicals:

STRONGLY AGREE AGREE NOT SURE DISAGREE STRONGLY DISAGREE

3. The teachers come well prepared for the class

STRONGLY AGREE AGREE NOT SURE DISAGREE STRONGLY DISAGREE

4. The teachers encourage participation and discussion in class

STRONGLY AGREE AGREE NOT SURE DISAGREE STRONGLY DISAGREE

5. The teachers' attitude towards the students is friendly & helpful

STRONGLY AGREE AGREE NOT SURE DISAGREE STRONGLY DISAGREE

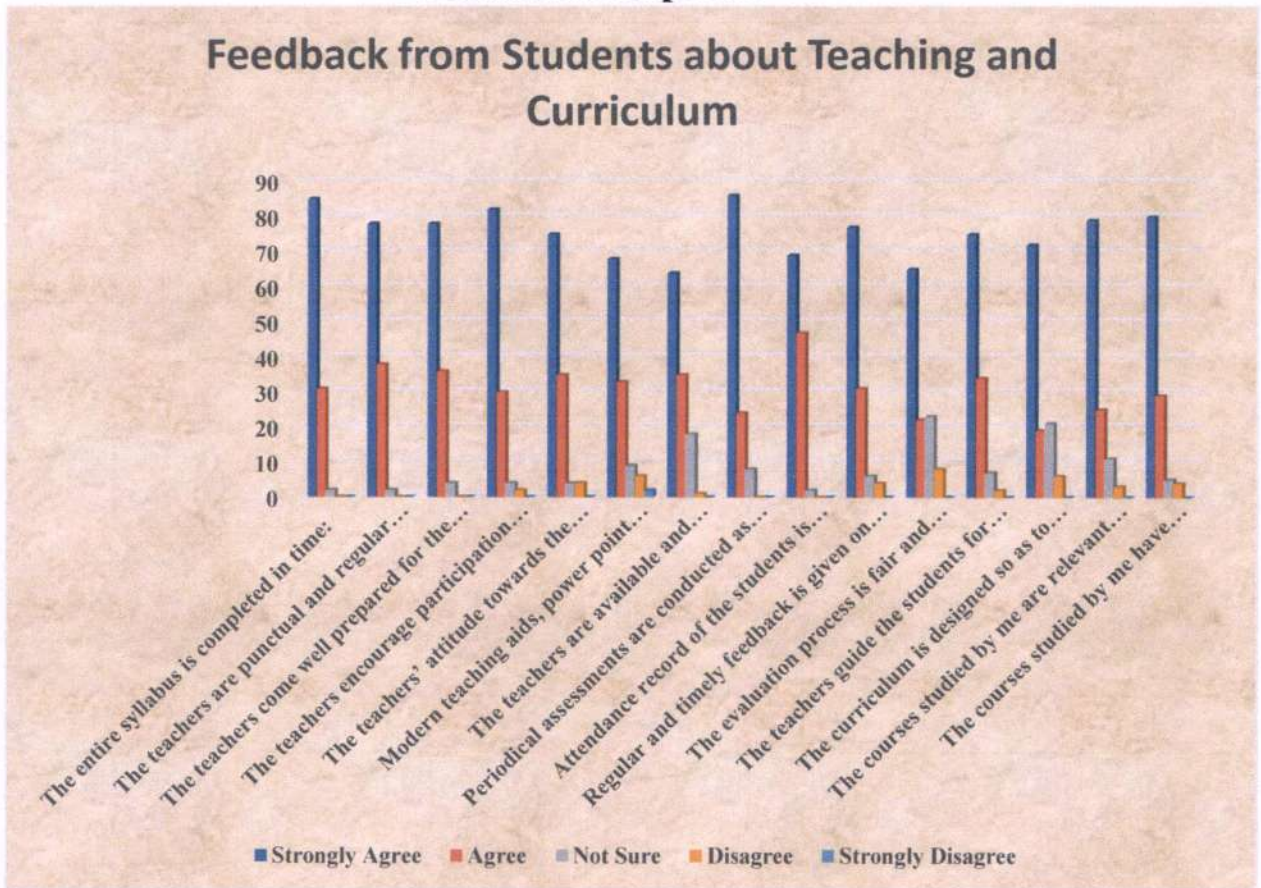
Tabular Analysis of Students' Feedback Response
Session: 2019-20

Faculty – Science, Home Science and Arts	Opinions of Answer in Percentage							
	Number of students	118	118	118	118	118	Scale of Opinion	% of Opinion
Level of Agreement	Strongly Agree	Agree	Not Sure	Disagree	Strongly Disagree			
Parameters								
1. The entire syllabus is completed in time.	72 %	26 %	2 %	0	0	Strongly Agree and Agree	98 %	
2. The teachers are punctual and regular in taking lectures and practical.	66 %	32 %	2 %	0	0	Strongly Agree and Agree	98 %	
3. The teachers come well prepared for the class.	66 %	31 %	3 %	0	0	Strongly Agree and Agree	97 %	
4. The teachers encourage participation and discussion in class.	69 %	25 %	3 %	2 %	0	Strongly Agree and Agree	94 %	
5. The teachers' attitude towards the students is friendly & helpful.	64 %	30 %	3 %	3 %	0	Strongly Agree and Agree	94 %	
6. Modern teaching aids, power point presentations, web-resources, etc. are used by the teachers while teaching.	58 %	28 %	8 %	5 %	2 %	Strongly Agree and Agree	86 %	
7. The teachers are available and accessible in the Department after lecture timings.	54 %	30 %	15 %	1 %	0	Strongly Agree and Agree	84 %	
8. Periodical assessments are conducted as per schedule.	73 %	20 %	7 %	0	0	Strongly Agree and Agree	93 %	
9. Attendance record of the students is maintained by the teachers.	58 %	40 %	2 %	0	0	Strongly Agree and Agree	98 %	
10. Regular and timely feedback is given on our performance.	65 %	26 %	5 %	3 %	0	Strongly Agree and Agree	91 %	
11. The evaluation process is fair and unbiased.	55 %	19 %	19 %	7 %	0	Strongly Agree and Agree	74 %	
12. The teachers guide the students for overall personality development of the students.	64 %	29 %	6 %	2 %	0	Strongly Agree and Agree	93 %	
13. The curriculum is designed so as to enhance our employability.	61 %	16 %	18 %	5 %	0	Strongly Agree and Agree	77 %	

14. The courses studied by me are relevant and the contents are revised at reasonable intervals.	67 %	21 %	9 %	3 %	0	Strongly Agree and Agree	88 %
15. The courses studied by me have enhanced by knowledge as well as my skills and my capabilities.	68 %	25 %	4 %	3 %	0	Strongly Agree and Agree	93 %
Average Rating							90.5 %

Scale for opinion of stakeholder (Students, Teachers, Alumni)			
A = 100-80	B= 79-60	C = 59-40	D = Less than 40

Graphical Analysis of Students' about Teaching and Curriculum Feedback Response



Analysis Report on the Students' Feedback received (2019-20)

We have received feedback from 118 numbers of students' (One Times in Final year Students) through online process by web link

https://www.sevadalmahilamahavidyalaya.ac.in/pages/teachers_feedback_new

The following are the observations on students' feedback;

General Observations of Students Feedback:

1. A safe professional and friendly learning environment in the college and it is also contributed to spiritual growth of students.
2. There should be more availability of books in the library.
3. Digital board are essential in college.
4. The curriculum should be more practical rather than theoretical and should be executed properly as well by the authorities



Principal

Sevadal Mahila Mahavidyalaya, Nagpur Feedback Report 2019-20

Category	Teacher's Feedback
Total number of Teacher's recorded feedback	39
Total number of questions attempted	15
Feedback Type	Online

Screen Shot of Feedback Form:

FEEDBACK FROM TEACHERS

DEAR TEACHER,

This form is intended to collect information relating to your satisfaction towards the curriculum, teaching, learning, evaluation and infrastructure. The information provided by you will be kept confidential and will be used as important feedback for quality improvement of the programme of studies and the institution.

For each item please indicate your level of agreement with the following statements by selecting appropriate option.

1.The courses / syllabi taught by me have a good balance between theory and application:

STRONGLY AGREE AGREE NEITHER AGREE NOR DISAGREE DISAGREE STRONGLY DISAGREE

2. The objectives of the syllabi are well defined :

STRONGLY AGREE AGREE NEITHER AGREE NOR DISAGREE DISAGREE STRONGLY DISAGREE

3.The books/journals etc. prescribed / listed as reference materials are relevant, updated and cover the entire syllabi

STRONGLY AGREE AGREE NEITHER AGREE NOR DISAGREE DISAGREE STRONGLY DISAGREE

4. The course / syllabi of the subjects taught by me increased my interest, knowledge and perspective in the subject area

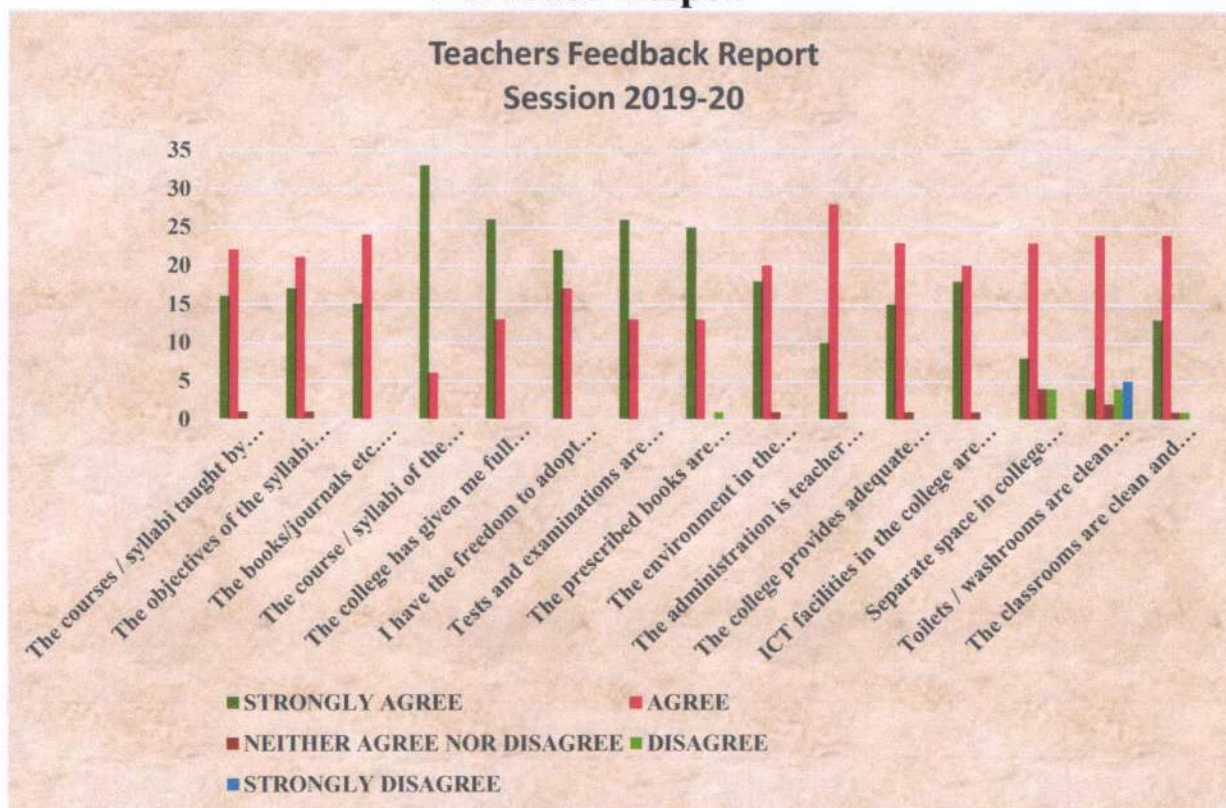
Tabular Analysis of Teachers' Feedback Response
Session: 2019-20

Faculty – Science, Home Science and Arts		Opinions of Answer in Percentage						
		39	39	39	39	39	Scale of Opinion	% of Opinion
Sr. No.	Questions	STRONGLY AGREE	AGREE	NEITHER AGREE NOR DISAGREE	DIS AGREE	STRONGLY DISAGREE		
1	The courses / syllabi taught by me have a good balance between theory and application:	16 41.02 %	22 56.41 %	01 2.56 %			Strongly Agree and Agree	97.43 %
2	The objectives of the syllabi are well defined :	19 48.71 %	19 48.71 %	01 2.56 %			Strongly Agree and Agree	97.42 %
3	The books/journals etc. prescribed / listed as reference materials are relevant, updated and cover the entire syllabi:	15 38.46 %	24 61.53 %				Strongly Agree and Agree	99.99 %
4	The course / syllabi of the subjects taught by me increased my interest, knowledge and perspective in the subject area:	27 69.23 %	12 30.76 %				Strongly Agree and Agree	99.99 %
5	The college has given me full freedom to adopt new techniques / strategies of teaching such as group discussions, seminar presentations and learners' participation :	20 51.28 %	19 48.71 %				Strongly Agree and Agree	99.99 %
6	I have the freedom to adopt new techniques / strategies of testing and assessment of students:	22 56.41 %	17 43.58 %				Strongly Agree and Agree	99.99 %
7	Tests and examinations are conducted well in time with proper coverage of all units in the syllabus:	26 66.66 %	13 33.33 %				Strongly Agree and Agree	99.99 %
8	The prescribed books are available in the Library in Sufficient numbers:	25 64.10 %	13 33.33 %		01 2.56 %		Strongly Agree and Agree	97.43 %
9	The environment in the College is conducive to teaching and research:	18 46.15 %	20 51.28 %	01 2.56 %			Strongly Agree and Agree	97.43 %
10	The administration is teacher friendly:	10 25.64 %	28 71.79 %	01 2.56 %			Strongly Agree and Agree	97.43 %
11	The college provides adequate opportunities and support to faculty members	15 38.46 %	23 58.97 %	01 2.56 %			Strongly Agree and Agree	97.43 %

	for upgrading their skills and qualifications:							
12	ICT facilities in the college are adequate and satisfactory:	18 46.15 %	20 51.28 %	01 2.56 %			Strongly Agree and Agree	97.43 %
13	Separate space in college Canteen is available for Teachers:	8 20.51%	23 58.97 %	04 10.25 %	04 10.25 %		Strongly Agree and Agree	79.48 %
14	Toilets / washrooms are clean and properly maintained:	4 10.25 %	24 61.53 %	02 5.12 %	04 10.25 %	05 12.82 %	Strongly Agree and Agree	71.78 %
15	The classrooms are clean and well maintained:	13 33.33 %	24 61.53 %	01 2.56%	01 2.56 %		Strongly Agree and Agree	94.86 %
Overall Rating								95.20 %

Scale for opinion of stakeholder (Students, Teachers, Alumni)			
A = 100-80	B= 79-60	C = 59-40	D = Less than 40

Graphical Analysis of Teachers' about Teaching and Curriculum Feedback Respon



Analysis Report on the Teachers Feedback received (2019-20)

Sevadal Mahila Mahavidyalaya, Nagpur Feedback Committee Report 2019-20 pg. 9

Principal
Sevadal Mahila Mahavidyalaya
Umrer Road, Nagpur-9.

We have received feedback from 39 numbers of teachers' through online process by web link **Website address:** <https://www.sevadalmahilamahavidyalaya.ac.in/>

Direct Link URL:

https://www.sevadalmahilamahavidyalaya.ac.in/pages/teachers_feedback21

The following are the observations on teacher's feedback;

General Observations of Teachers Feedback:

1. There is still scope of improvement in syllabus, it should make students employable.
2. The semester pattern seems to be impractical if an institution has to nurture and develop the personality of the students in multifaceted way.
3. Modify the recent syllabus that should be beneficial for the students in the placement.
4. Syllabus must be industry oriented so placement opportunity will be increased.
5. Our University syllabi need to be redesigned to meet the global requirements



Principal

SEVADAL MAHILA MAHAVIDYALAYA, NAGPUR
ALUMNI FEEDBACK REPORT
Session: 2019-20

Category	Alumni Feedback
Total number of Alumni's recorded feedback	153
Total number of questions attempted	08
Feedback Type	Offline

Screen Shot of Feedback Submission:

SEVADAL MAHILA MAHAVIDYALAYA

ALUMNI FEEDBACK FORM

DEAR STUDENTS,
 Your Opinion About Our College.

Name: Email: Mobile:

Name of the course completed: Present Occupation/Designation: Year of completion of course:

Address: Suggestions:

1. How do you rate the courses that you have learnt in the college :
 EXCELLENT VERY GOOD GOOD AVERAGE

2. Infrastructure and Lab facilities :
 EXCELLENT VERY GOOD GOOD AVERAGE

3. Faculty :
 EXCELLENT VERY GOOD GOOD AVERAGE

4. Library :
 EXCELLENT VERY GOOD GOOD AVERAGE

Principal

**Tabular Analysis of Alumni's Feedback Response
Session: 2019-20**

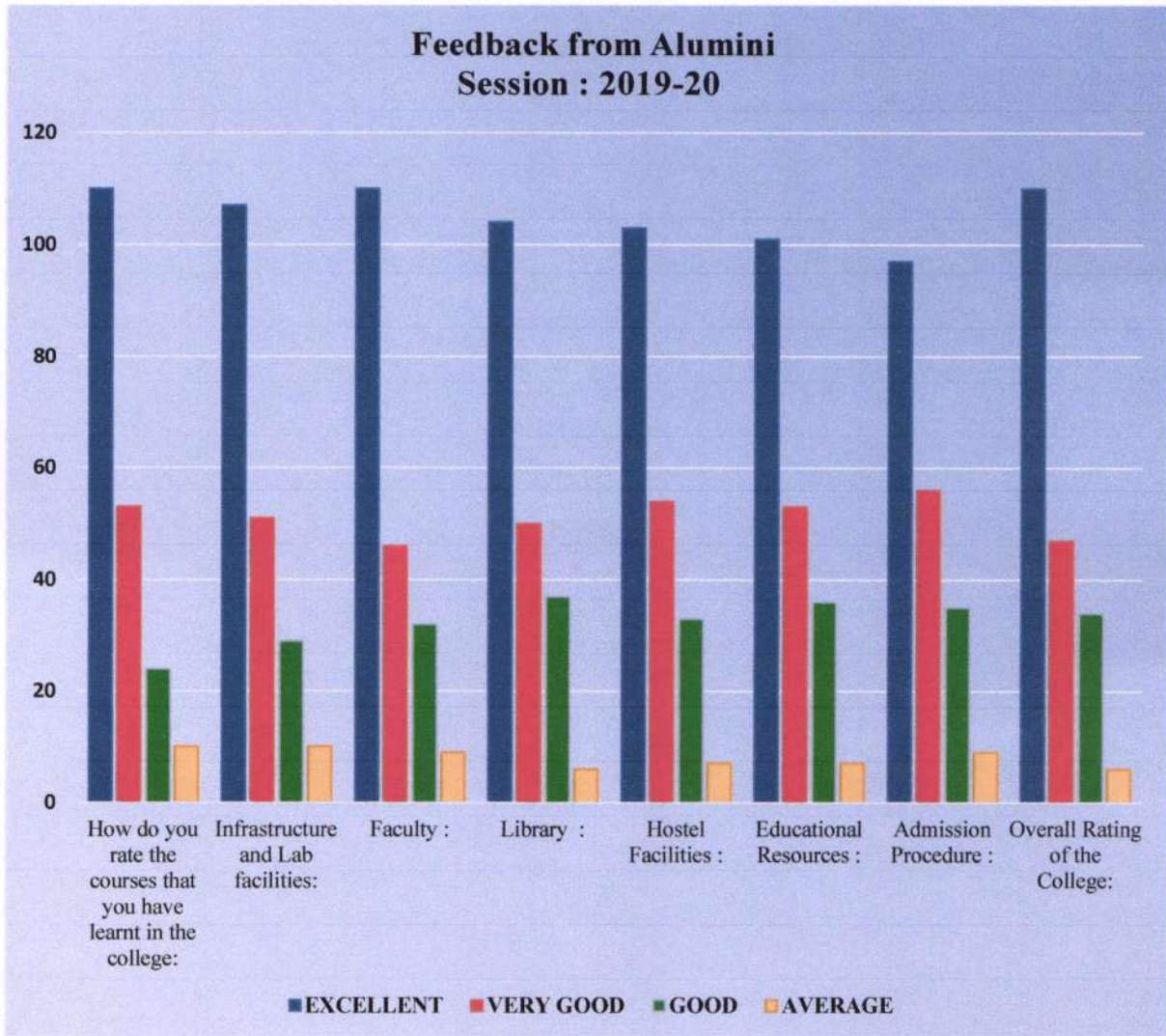
Faculty – Science, Home Science and Arts		Opinions of Answer in Percentage					
Number of Alumnis		197	197	197	197	Scale of Opinion	% of Opinion
Sr. No.	Questions	EXCELLENT	VERY GOOD	GOOD	AVERAGE		
1	How do you rate the courses that you have learnt in the college:	110 55.83 %	53 26.90 %	24 12.18 %	10 5.07 %	Excellent and Very Good	82.73 %
2	Infrastructure and Lab facilities:	107 54.31 %	51 25.88 %	29 14.72 %	10 5.07 %		
3	Faculty :	110 55.83 %	46 23.35 %	32 16.24 %	9 4.56 %	Excellent and Very Good	79.18 %
4	Library :	104 52.79 %	50 25.38 %	37 18.78 %	6 3.04 %		
5	Hostel Facilities :	103 52.28 %	54 27.41 %	33 16.75 %	7 3.55 %	Excellent and Very Good	79.69 %
6	Educational Resources :	101 51.26 %	53 26.90 %	36 18.27 %	7 3.55 %		
7	Admission Procedure :	97 49.23 %	56 28.42 %	35 17.76 %	9 4.56 %	Excellent and Very Good	77.65 %
8	Overall Rating of the College:	110 55.83 %	47 23.85 %	34 17.25 %	6 3.04 %		
Overall Rating							79.43 %

Scale for opinion of stakeholder (Students, Teachers, Alumni)			
A = 100-80	B= 79-60	C = 59-40	D = Less than 40



Principal

Graphical Analysis of Alumni Feedback Response



The following are the observations of Alumni feedback:

1. Average Rating of Alumni Feedback Response found to be at 79.43%
2. Scale for Opinion of Alumni found to be at Rank 'B' (79-60)

Principal

SEVADAL MAHILA MAHAVIDYALAYA, NAGPUR
ALUMNI FEEDBACK REPORT

Session: 2019-20

Category	Employer's Feedback
Total number of Employer's recorded feedback	06
Total number of questions attempted	10
Feedback Type	Online

Screen Shot of Feedback Form:

SEVADAL MAHILA MAHAVIDYALAYA

EMPLOYER'S FEEDBACK FORM

REVIEWER INFORMATION

Name of the Company: Email: Mobile:

Place / Location: Name of the Reviewer: Designation :

ALUMNI INFORMATION

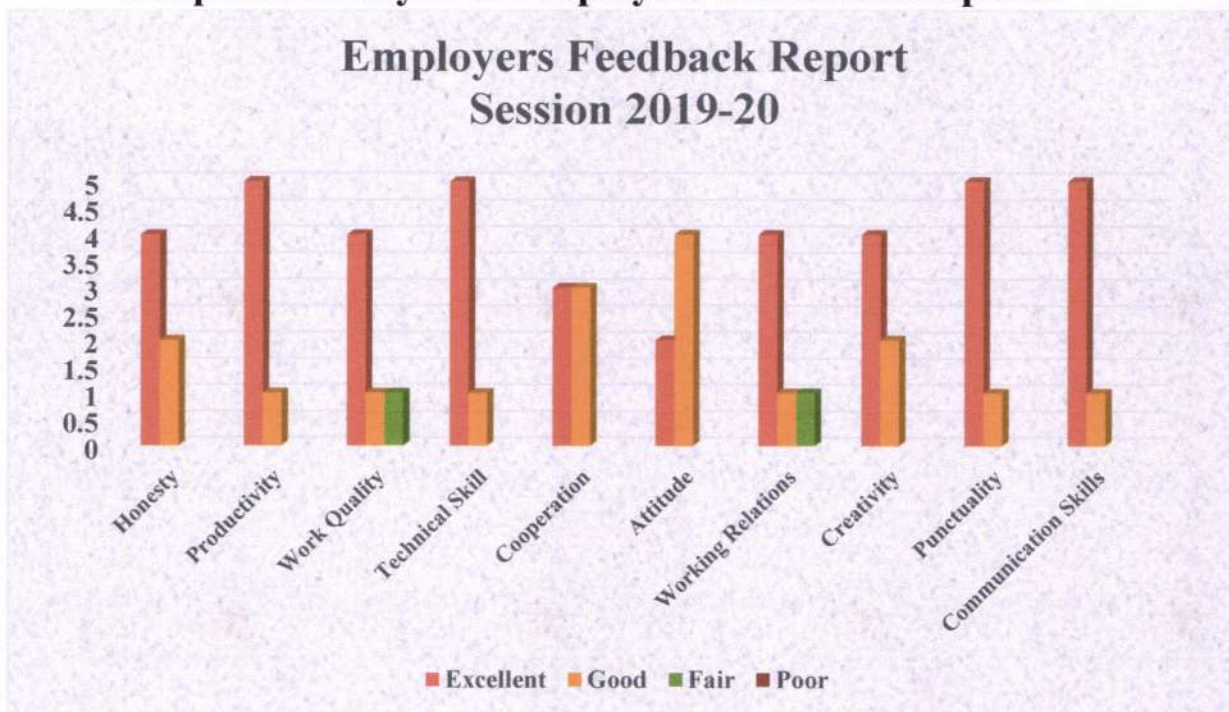
Name of our Alumni: Designation :

**Tabular Analysis of Employer's Feedback Response
Session 2019-20**

Faculty – Science, Home Science and Arts		Opinions of Answer in Percentage					Scale of Opinion	% of Opinion
Number of Employers		6	6	6	6			
Sr. No.	Questions	EXCELLENT	GOOD	FAIR	POOR			
1	Honesty	4 66.66 %	2 33.33 %	-	-	Excellent and Good	99.99 %	
2	Productivity	5 83.33 %	1 16.66 %	-	-	Excellent and Good	99.99 %	
3	Work Quality	4 66.66 %	1 16.66 %	1 16.66 %	-	Excellent and Good	83.32 %	
4	Technical Skill	5 83.33 %	1 16.66 %	-	-	Excellent and Good	99.99 %	
5	Cooperation	3 50 %	3 50 %	-	-	Excellent and Good	100 %	
6	Attitude	2 33.33 %	4 66.66 %	-	-	Excellent and Good	99.99 %	
7	Working Relations	4 66.66 %	1 16.66 %	1 16.66 %	-	Excellent and Good	83.32 %	
8	Creativity	4 66.66 %	2 33.33 %	-	-	Excellent and Good	99.99 %	
9	Punctuality	5 83.33 %	1 16.66 %	-	-	Excellent and Good	99.99 %	
10	Communication Skills	5 83.33 %	1 16.66 %	-	-	Excellent and Good	99.99 %	
Overall Rating							97 %	

Scale for opinion of stakeholder (Students, Teachers, Alumni& Employer)			
A = 100-80	B= 79-60	C = 59-40	D = Less than 40

Graphical Analysis of Employers Feedback Response

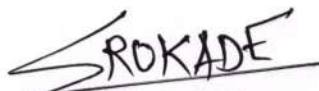


The following are the observations of Employer feedback:


1. Average Rating of Employer Feedback Response found to be at 97 %
2. Scale for Opinion of Employer found to be at Rank 'A' (100-80).
3. Kindly more focus on the Industrial training to the students.

This report has been prepared by following members:

S.No.	Name of the Teacher	Designation
1	Dr. S. G. Rokade	Convenor
2	Dr. M. P. Patil	Member
3	Dr. H. A. Padole	Member
4	Dr. P. P. Chahande	Member
5	Dr. P. A. Chinchkhede	Member
6	Dr. B .S. Tapase	Member


Dr. S.G. Rokade
 Co-ordinator
 NAAC Criteria I




Prof. P.N. Charde
 Principal
 Sevadal Mahila Mahavidyalaya
 Nagpur



Sevadal Mahila Mahavidyalaya

Place for Higher Learning & Research (Research Academy)

Sakkardara Chowk, Umrer Road, Nagpur-440 024

E-mail: smm_college@yahoo.co.in

Website: www.sevadalmahilamahavidyalaya.ac.in

FEEDBACK REPORT

of

Academic Session 2018-19

Prof. Pravin Charde

Principal

Sevadal Mahila Mahavidyalaya, Nagpur

Sevadal Mahila Mahavidyalaya, Nagpur

Feedback Committee Report 2018-2019

Feedback Type	Offline
Website address	https://www.sevadalmahilamahavidyalaya.ac.in/

Screen Shot of Online Feedback Panel



Summary of Statistics of Feedback Received:

S.No.	Feedback Category	Total numbers of Stakeholder recorded Feedback	Average Opinions of Answer in Percentage
1	Students' Feedback	111	86.71 %
2	Teachers' Feedback	44	92.55 %
3	Alumni Feedback	153	83.56 %
4	Employer Feedback	06	95 %

Sevadal Mahila Mahavidyalaya, Nagpur Feedback Committee Report 2018-19 pg.2

[Signature]
Principal
Sevadal Mahila Mahavidyalaya
Umrer Road, Nagpur-9.

Sevadal Mahila Mahavidyalaya, Nagpur Feedback Report 2018-2019

Category	Students' Feedback
Total number of Students' recorded feedback	111
Total number of questions attempted	15
Feedback Type	Offline

Screen Shot of Offline Feedback Form:

SEVADAL MAHILA MAHAVIDYALAYA
2018 MAHILA MAHAVIDYALAYA

STUDENTS FEEDBACK FORM

DEAR STUDENTS,

This form has been designed to seek feedback from you to strengthen the quality of teaching-learning environment and to improve the performance of the teachers. The information provided by you will be kept confidential.

DIRECTIONS:

For each item please indicate your level of agreement with the following statements by selecting appropriate option.

1. The entire syllabus is completed in time:

STRONGLY AGREE AGREE NOT SURE DISAGREE STRONGLY DISAGREE

2. The teachers are punctual and regular in taking lectures and practicals:

STRONGLY AGREE AGREE NOT SURE DISAGREE STRONGLY DISAGREE

3. The teachers come well prepared for the class

STRONGLY AGREE AGREE NOT SURE DISAGREE STRONGLY DISAGREE

4. The teachers encourage participation and discussion in class

STRONGLY AGREE AGREE NOT SURE DISAGREE STRONGLY DISAGREE

5. The teachers' attitude towards the students is friendly & helpful

STRONGLY AGREE AGREE NOT SURE DISAGREE STRONGLY DISAGREE

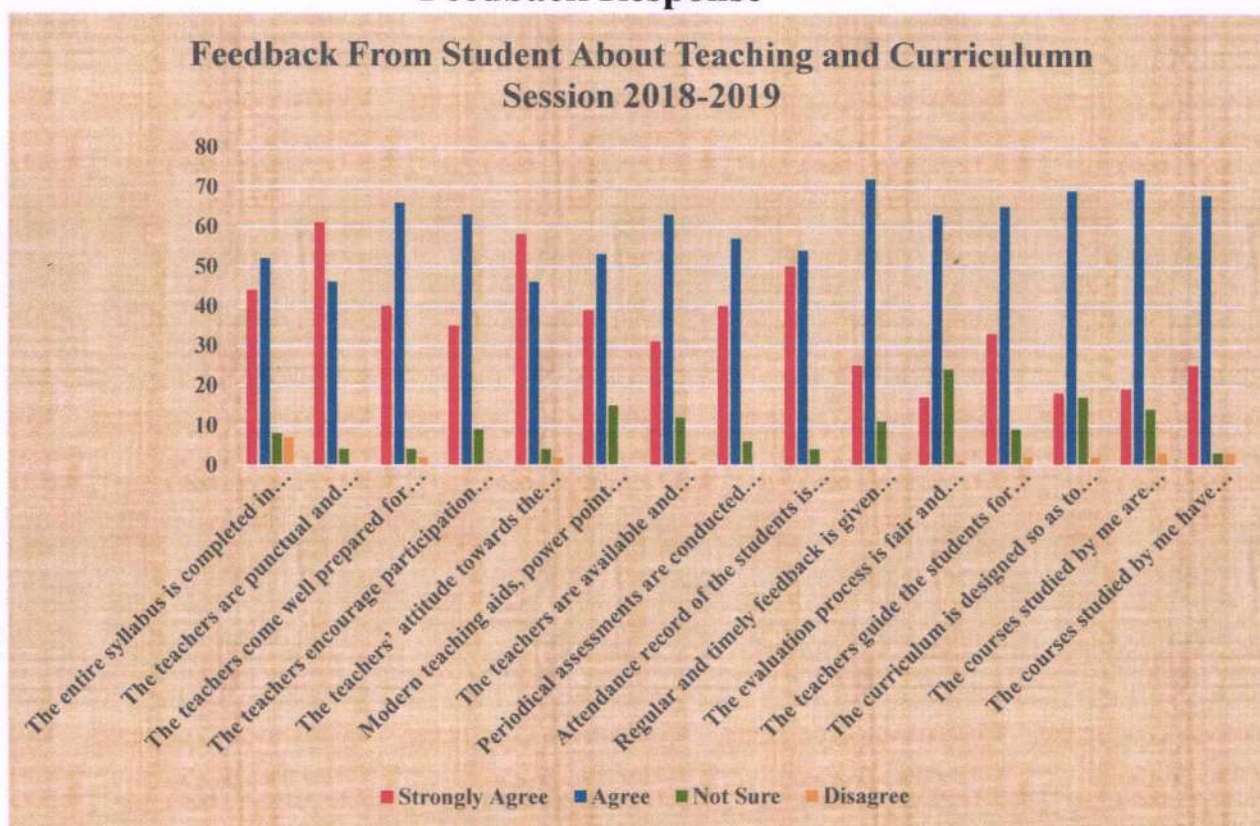
Tabular Analysis of Students' Feedback Response
Session: 2018-19

Faculty – Science, Home Science and Arts	Opinions of Answer in Percentage							
	Number of students	111	111	111	111	111	Scale of Opinion	% of Opinion
Level of Agreement	Strongly Agree	Agree	Not Sure	Disagree	Strongly Disagree			
Parameters 1. The entire syllabus is completed in time.	44 39.63 %	52 46.84 %	8 7.20 %	7 6.30 %	0	Strongly Agree and Agree	86.47 %	
2. The teachers are punctual and regular in taking lectures and practical.	61 54.95 %	46 41.44 %	4 3.60 %	0	0	Strongly Agree and Agree	96.39 %	
3. The teachers come well prepared for the class.	40 36.03 %	66 59.45 %	4 3.60 %	2 1.80 %	0	Strongly Agree and Agree	95.48 %	
4. The teachers encourage participation and discussion in class.	35 31.53 %	63 56.75 %	9 8.10 %	0	0	Strongly Agree and Agree	88.28 %	
5. The teachers' attitude towards the students is friendly & helpful.	58 52.25 %	46 41.44 %	4 3.60 %	2 1.80 %	0	Strongly Agree and Agree	93.69 %	
6. Modern teaching aids, power point presentations, web-resources, etc. are used by the teachers while teaching.	39 35.13 %	53 47.74 %	15 13.51 %	0	0	Strongly Agree and Agree	82.87 %	
7. The teachers are available and accessible in the Department after lecture timings.	31 27.92 %	63 56.75 %	12 10.81 %	1 0.90 %	0	Strongly Agree and Agree	84.67 %	
8. Periodical assessments are conducted as per schedule.	40 36.03 %	57 51.35 %	6 5.40 %	0	0	Strongly Agree and Agree	87.38 %	
9. Attendance record of the students is maintained by the teachers.	50 45.04 %	54 48.64 %	4 3.60 %	0	0	Strongly Agree and Agree	93.68 %	
10. Regular and timely feedback is given on our performance.	25 22.52 %	72 64.86 %	11 9.90 %	0	0	Strongly Agree and Agree	87.38 %	
11. The evaluation process is fair and unbiased.	17 15.31 %	63 56.75 %	24 21.62 %	1 0.90 %	0	Strongly Agree and Agree	72.06 %	

12. The teachers guide the students for overall personality development of the students.	33 29.72 %	65 58.55 %	9 8.10 %	2 1.80 %	0	Strongly Agree and Agree	88.27 %
13. The curriculum is designed so as to enhance our employability.	18 16.21 %	69 62.16 %	17 15.31 %	2 1.80 %	0	Strongly Agree and Agree	78.37 %
14. The courses studied by me are relevant and the contents are revised at reasonable intervals.	19 17.11 %	72 64.86 %	14 12.61 %	3 2.70 %	0	Strongly Agree and Agree	81.97 %
15. The courses studied by me have enhanced by knowledge as well as my skills and my capabilities.	25 22.52 %	68 61.26 %	3 2.70 %	3 2.70 %	0	Strongly Agree and Agree	83.78 %
Average Rating							86.71 %

Scale for opinion of stakeholder (Students, Teachers, Alumni)			
A = 100-80	B= 79-60	C = 59-40	D = Less than 40

Graphical Analysis of Students' about Teaching and Curriculum Feedback Response



Analysis Report on the Students' Feedback received (2018-19)

We have received feedback from 111 numbers of students' (One Times in Final year Students) through offline process by web link

https://www.sevadalmahilamahavidyalaya.ac.in/pages/teachers_feedback_new

The following are the observations on students' feedback;

General Observations of Students Feedback:

1. A safe professional and friendly learning environment in the college and it is also contributed to spiritual growth of students.
2. There should be more availability of books in the library.
3. Digital board are essential in college.
4. The curriculum should be more practical rather than theoretical and should be executed properly as well by the authorities.



Sevadal Mahila Mahavidyalaya, Nagpur Feedback Committee Report 2018-19 pg.6

**Sevadal Mahila Mahavidyalaya
Umrer Road, Nagpur-9.**

Sevadal Mahila Mahavidyalaya, Nagpur

Feedback Report 2018-19

Category	Teacher's Feedback
Total number of Teacher's recorded feedback	44
Total number of questions attempted	15
Feedback Type	Offline

Screen Shot of Feedback Form:

FEEDBACK FROM TEACHERS

DEAR TEACHER,

This form is intended to collect information relating to your satisfaction towards the curriculum, teaching, learning, evaluation and infrastructure. The information provided by you will be kept confidential and will be used as important feedback for quality improvement of the programme of studies and the institution.

For each item please indicate your level of agreement with the following statements by selecting appropriate option.

1. The courses / syllabi taught by me have a good balance between theory and application:

STRONGLY AGREE AGREE NEITHER AGREE NOR DISAGREE DISAGREE STRONGLY DISAGREE

2. The objectives of the syllabi are well defined :

STRONGLY AGREE AGREE NEITHER AGREE NOR DISAGREE DISAGREE STRONGLY DISAGREE

3. The books/journals etc. prescribed / listed as reference materials are relevant, updated and cover the entire syllabi

STRONGLY AGREE AGREE NEITHER AGREE NOR DISAGREE DISAGREE STRONGLY DISAGREE

4. The course / syllabi of the subjects taught by me increased my interest, knowledge and perspective in the subject area

here to search

Tabular Analysis of Teachers Feedback Response
Session: 2018-19

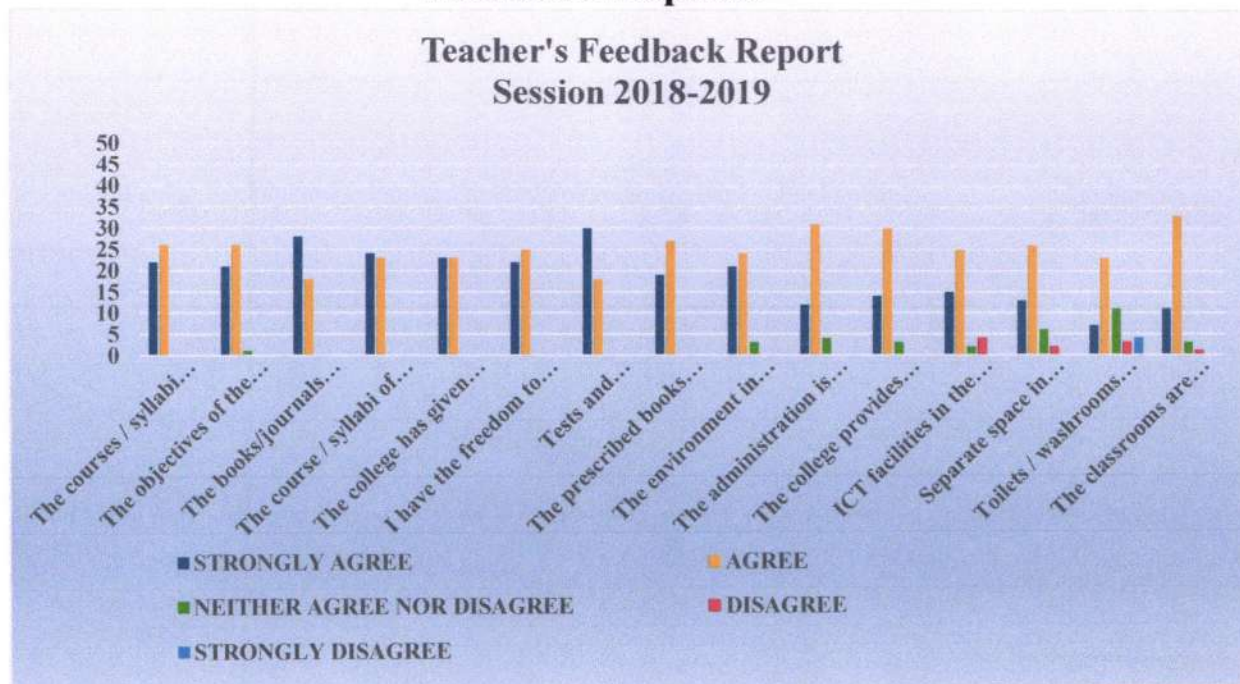
Faculty – Science, Home Science and Arts		Opinions of Answer in Percentage					Scale of Opinion	% of Opinion
		44	44	44	44	44		
Sr. No.	Questions	STRONGLY AGREE	AGREE	NEITHER AGREE NOR DISAGREE	DIS AGREE	STRON GLY DISAGREE		
1	The courses / syllabi taught by me have a good balance between theory and application:	20 45.45 %	22 50 %	01 2.27 %	01 2.27 %	-	Strongly Agree and Agree	95.45 %
2	The objectives of the syllabi are well defined :	16 36.36 %	27 61.36 %	01 2.27 %	-	--	Strongly Agree and Agree	97.72 %
3	The books/journals etc. prescribed / listed as reference materials are relevant, updated and cover the entire syllabi:	21 47.72%	21 47.72 %	01 2.27 %	01 2.27 %	-	Strongly Agree and Agree	95.44 %
4	The course / syllabi of the subjects taught by me increased my interest, knowledge and perspective in the subject area:	24 54.54 %	20 45.45 %	-	-	-	Strongly Agree and Agree	99.99 %
5	The college has given me full freedom to adopt new techniques / strategies of teaching such as group discussions, seminar presentations and learners' participation :	22 50 %	22 50 %	-	-	-	Strongly Agree and Agree	100 %
6	I have the freedom to adopt new techniques / strategies of testing and assessment of students:	20 45.45 %	24 54.54 %	-	-	-	Strongly Agree and Agree	99.99 %
7	Tests and examinations are conducted well in time with proper coverage of all units in the syllabus:	29 65.90 %	15 34.09 %	-	-	-	Strongly Agree and Agree	99.99 %
8	The prescribed books are available in the Library in Sufficient numbers:	15 34.09 %	29 65.90 %	-	-	-	Strongly Agree and Agree	99.99 %
9	The environment in the College is conducive to teaching and research:	14 31.81 %	29 65.90 %	01 2.27 %	-	-	Strongly Agree and Agree	97.71 %

10	The administration is teacher friendly:	12 27.27 %	30 68.18 %	02 2.56 %	-	-	Strongly Agree and Agree	95.45 %
11	The college provides adequate opportunities and support to faculty members for upgrading their skills and qualifications:	17 38.63 %	25 56.81 %	01 2.27 %	-	-	Strongly Agree and Agree	95.44%
12	ICT facilities in the college are adequate and satisfactory:	18 40.90 %	20 45.45 %	01 2.56 %	-	-	Strongly Agree and Agree	86.35 %
13	Separate space in college Canteen is available for Teachers:	8 18.18%	23 58.97 %	04 9.09 %	04 9.09 %	-	Strongly Agree and Agree	77.15 %
14	Toilets / washrooms are clean and properly maintained:	4 9.09 %	24 54.54 %	02 4.54 %	04 9.09 %	05 11.36 %	Strongly Agree and Agree	63.63 %
15	The classrooms are clean and well maintained:	13 29.54 %	24 54.54 %	01 2.56%	01 2.27 %	-	Strongly Agree and Agree	84.08 %
Overall Rating								92.55 %

Scale for opinion of stakeholder (Students, Teachers, Alumni)

A = 100-80	B= 79-60	C = 59-40	D = Less than 40
-------------------	-----------------	------------------	-------------------------

Graphical Analysis of Teachers' about Teaching and Curriculum Feedback Response



Analysis Report on the Teachers Feedback received (2018-19)

We have received feedback from 44 numbers of teachers' through online process by web link

Website address: <https://www.sevadalmahilamahavidyalaya.ac.in/>

Direct Link URL:

https://www.sevadalmahilamahavidyalaya.ac.in/pages/teachers_feedback21

The following are the observations on teacher's feedback;

General Observations of Teachers Feedback:

1. There is still scope of improvement in syllabus, it should make students employable.
2. The semester pattern seems to be impractical if an institution has to nurture and develop the personality of the students in multifaceted way.
3. Modify the recent syllabus that should be beneficial for the students in the placement.
4. Syllabus must be industry oriented so placement opportunity will be increased.
5. Our University syllabi need to be redesigned to meet the global requirements.

SEVADAL MAHILA MAHAVIDYALAYA, NAGPUR
ALUMNI FEEDBACK REPORT
Session: 2018-19

Category	Alumni Feedback
Total number of Alumni's recorded feedback	153
Total number of questions attempted	08
Feedback Type	Offline

Screen Shot of Feedback Form:

SEVADAL MAHILA MAHAVIDYALAYA

ALUMNI FEEDBACK FORM

DEAR STUDENTS,
 Your Opinion About Our College

Name: Email: Mobile:

Name of the course completed: Present Occupation/Designation: Year of completion of course:

Address: Suggestions:

1. How do you rate the courses that you have learnt in the college :
 EXCELLENT VERY GOOD GOOD AVERAGE

2. Infrastructure and Lab facilities :
 EXCELLENT VERY GOOD GOOD AVERAGE

3. Faculty :
 EXCELLENT VERY GOOD GOOD AVERAGE

4. Library :
 EXCELLENT VERY GOOD GOOD AVERAGE

**Tabular Analysis of Alumni's Feedback Response
Session 2018-19**

Faculty – Science, Home Science and Arts		Opinions of Answer in Percentage					
Number of Alumnis		153	153	153	153	Scale of Opinion	% of Opinion
Sr. No.	Questions	EXCELLENT	VERY GOOD	GOOD	AVERAGE		
1	How do you rate the courses that you have learnt in the college:	89 58.16 %	28 18.30 %	22 14.37	14 9.15 %	Excellent and Very Good	76.46 %
2	Infrastructure and Lab facilities:	95 62.09 %	30 19.60%	18 11.76	10 6.53 %	Excellent and Very Good	81.69 %
3	Faculty :	88 57.51 %	29 18.95 %	22 14.37 %	14 9.15 %	Excellent and Very Good	76.46 %
4	Library :	106 69.28 %	27 17.64 %	12 7.84 %	8 5.22 %	Excellent and Very Good	86.92 %
5	Hostel Facilities :	109 71.24 %	26 16.99 %	12 7.84 %	6 3.92 %	Excellent and Very Good	88.23 %
6	Educational Resources :	116 75.81 %	18 11.76 %	11 7.18 %	6 3.92 %	Excellent and Very Good	87.57 %
7	Admission Procedure :	109 71.24 %	18 11.76 %	17 11.11 %	9 5.88 %	Excellent and Very Good	83 %
8	Overall Rating of the College:	114 74.50 %	21 13.72 %	10 6.53 %	8 5.22 %	Excellent and Very Good	88.22 %
Overall Rating							83.56 %

Scale for opinion of stakeholder (Students, Teachers, Alumni)			
A = 100-80	B= 79-60	C = 59-40	D = Less than 40

**Tabular Analysis of Employer's Feedback Response
Session 2018-19**

Faculty – Science, Home Science and Arts		Opinions of Answer in Percentage					
Number of Employers		6	6	6	6	Scale of Opinion	% of Opinion
Sr. No.	Questions	EXCELLENT	GOOD	FAIR	POOR		
1	Honesty	5 83.33 %	1 16.66 %	-	-	Excellent and Good	99.99 %
2	Productivity	1 16.66 %	5 83.33 %	-	-	Excellent and Good	99.99 %
3	Work Quality	3 50 %	2 33.33 %	1 16.66 %	-	Excellent and Good	83.33 %
4	Technical Skill	2 33.33 %	4 66.66 %	-	-	Excellent and Good	99.99 %
5	Cooperation	5 83.33 %	1 16.66 %	-	-	Excellent and Good	99.99 %
6	Attitude	2 33.33 %	2 33.33 %	2 33.33 %	-	Excellent and Good	66.66 %
7	Working Relations	2 33.33 %	4 66.66 %	-	-	Excellent and Good	99.99 %
8	Creativity	4 66.66 %	2 33.33 %	-	-	Excellent and Good	99.99 %
9	Punctuality	4 66.66 %	2 33.33 %	-	-	Excellent and Good	99.99 %
10	Communication Skills	4 66.66 %	2 33.33 %	-	-	Excellent and Good	99.99 %
Overall Rating							95 %

Scale for opinion of stakeholder (Students, Teachers, Alumni& Employer)			
A = 100-80	B= 79-60	C = 59-40	D = Less than 40



Sevadal Mahila Mahavidyalaya

Place for Higher Learning & Research (Research Academy)

Sakkardara Chowk, Umrer Road, Nagpur-440 024

E-mail: sevamahilamv@gmail.com

Website: www.sevadalmahilamahavidyalaya.ac.in

FEEDBACK REPORT

of

Academic Session 2020-21

Prof. Pravin Charde

Principal

Sevadal Mahila Mahavidyalaya, Nagpur

Sevadal Mahila Mahavidyalaya, Nagpur

Feedback Committee Report 2020-21

Feedback Type	Online
Website address	https://www.sevadalmahilamahavidyalaya.ac.in/


Screen Shot of Online Feedback Panel



Summary of Statistics of Feedback Received:

S.No.	Feedback Category	Total numbers of Stakeholder recorded Feedback	Average Opinions of Answer in Percentage
1	Students' Feedback	351	88.60 %
2	Teachers' Feedback	47	92.61 %
3	Alumni Feedback	81	73.75 %
4	Employer Feedback	08	100 %

Sevadal Mahila Mahavidyalaya, Nagpur Feedback Committee Report 2020-21 pg.2


Principal
Sevadal Mahila Mahavidyalaya
Umrer Road, Nagpur-9.

Sevadal Mahila Mahavidyalaya, Nagpur Feedback Report 2020-21

Category	Students' Feedback
Total number of Students' recorded feedback	351
Total number of questions attempted	15
Feedback Type	Online

Screen Shot of Online Feedback Form:

SEVADAL MAHILA MAHAVIDYALAYA

STUDENTS FEEDBACK FORM

DEAR STUDENTS,

This form has been designed to seek feedback from you to strengthen the quality of teaching-learning environment and to improve the performance of the teachers. The information provided by you will be kept confidential.

DIRECTIONS:

For each item please indicate your level of agreement with the following statements by selecting appropriate option.

1. The entire syllabus is completed in time:

STRONGLY AGREE AGREE NOT SURE DISAGREE STRONGLY DISAGREE

2. The teachers are punctual and regular in taking lectures and practicals:

STRONGLY AGREE AGREE NOT SURE DISAGREE STRONGLY DISAGREE

3. The teachers come well prepared for the class

STRONGLY AGREE AGREE NOT SURE DISAGREE STRONGLY DISAGREE

4. The teachers encourage participation and discussion in class

STRONGLY AGREE AGREE NOT SURE DISAGREE STRONGLY DISAGREE

5. The teachers' attitude towards the students is friendly & helpful

STRONGLY AGREE AGREE NOT SURE DISAGREE STRONGLY DISAGREE

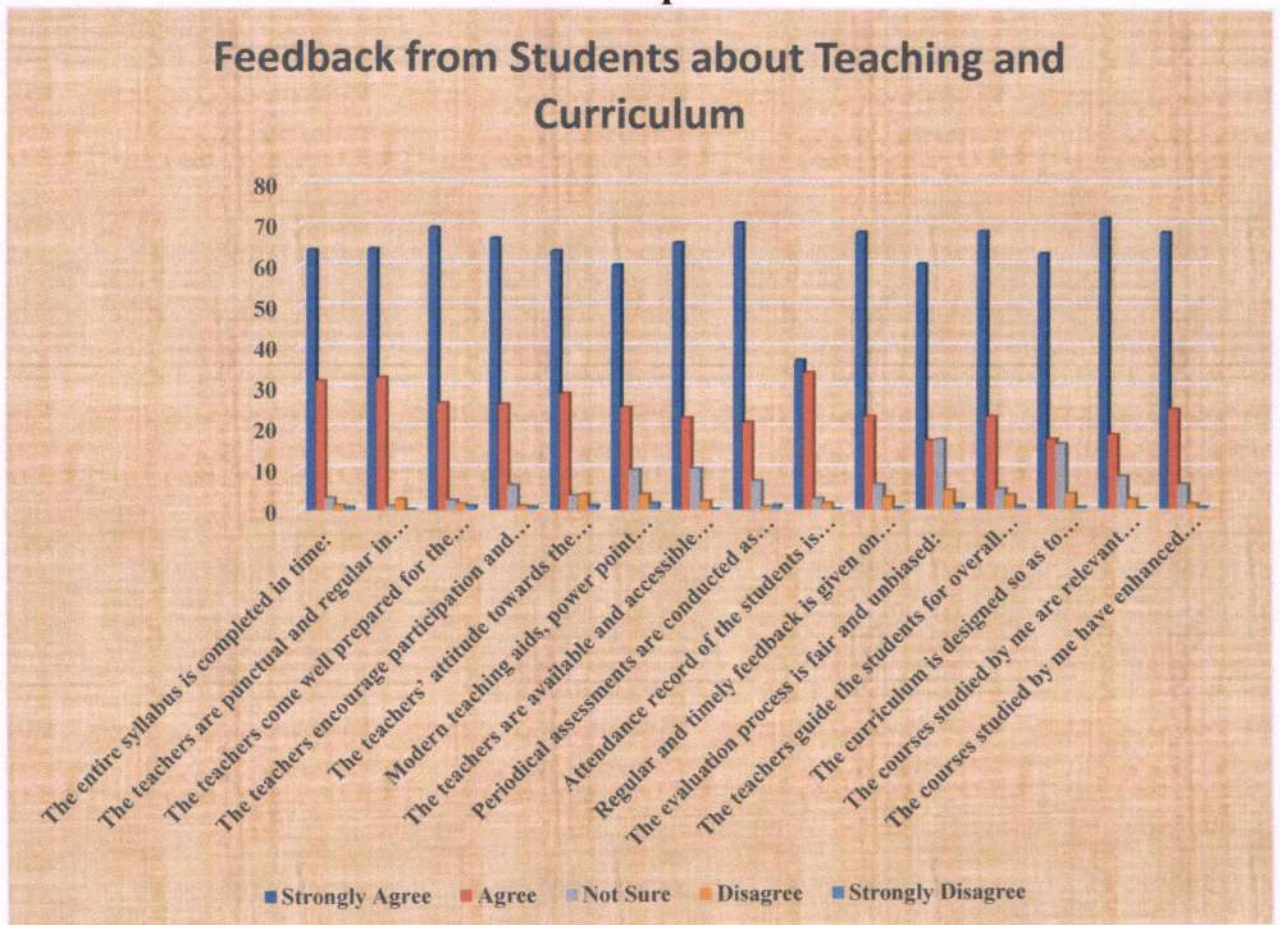
Tabular Analysis of Students' Feedback Response
Session: 2020-21

Faculty – Science, Home Science and Arts	Opinions of Answer in Percentage							
	Number of students	351	351	351	351	351	Scale of Opinion	% of Opinion
	Level of Agreement	Strongly Agree %	Agree %	Not Sure %	Disagree %	Strongly Disagree %		
Parameters								
1. The entire syllabus is completed in time.	63.82	31.62	2.85	1.14	0.57	Strongly Agree and Agree	95.44	
2. The teachers are punctual and regular in taking lectures and practical.	64.1	32.48	0.85	2.56	0	Strongly Agree and Agree	96.58	
3. The teachers come well prepared for the class.	69.23	26.21	2.28	1.42	0.85	Strongly Agree and Agree	95.44	
4. The teachers encourage participation and discussion in class.	66.67	25.93	5.98	0.85	0.57	Strongly Agree and Agree	92.6	
5. The teachers' attitude towards the students is friendly & helpful.	63.53	28.49	3.42	3.7	0.85	Strongly Agree and Agree	92.02	
6. Modern teaching aids, power point presentations, web-resources, etc. are used by the teachers while teaching.	60.11	25.07	9.69	3.7	1.42	Strongly Agree and Agree	85.18	
7. The teachers are available and accessible in the Department after lecture timings.	65.53	22.51	9.97	1.99	0	Strongly Agree and Agree	88.04	
8. Periodical assessments are conducted as per schedule.	70.37	21.37	6.84	0.57	0.85	Strongly Agree and Agree	91.74	
9. Attendance record of the students is maintained by the teachers.	36.75	33.62	2.56	1.42	0	Strongly Agree and Agree	70.37	
10. Regular and timely feedback is given on our performance.	68.09	22.79	5.98	2.85	0.28	Strongly Agree and Agree	90.88	
11. The evaluation process is fair and unbiased.	60.4	16.81	17.09	4.56	1.14	Strongly Agree and Agree	77.21	
12. The teachers guide the students for overall personality development of the students.	68.38	22.79	4.84	3.42	0.57	Strongly Agree and Agree	91.17	

13. The curriculum is designed so as to enhance our employability.	62.96	17.09	15.95	3.7	0.28	Strongly Agree and Agree	80.05
14. The courses studied by me are relevant and the contents are revised at reasonable intervals.	71.51	18.23	7.98	2.28	0	Strongly Agree and Agree	89.74
15. The courses studied by me have enhanced by knowledge as well as my skills and my capabilities.	68.09	24.5	5.98	1.14	0.28	Strongly Agree and Agree	92.59
Average Rating							88.60 %

Scale for opinion of stakeholder (Students, Teachers, Alumni)			
A = 100-80	B= 79-60	C = 59-40	D = Less than 40

Graphical Analysis of Students' about Teaching and Curriculum Feedback Response



Analysis Report on the Students' Feedback received (2020-21)

We have received feedback from 351 numbers of students' (One Times in Final year Students) through online process by web link

https://www.sevadalmahilamahavidyalaya.ac.in/pages/teachers_feedback_new

The following are the analytical observations on students' feedback;

General Observations of Students Feedback:

1. The topics of the syllabus and assignments which were thought by teachers are at an appropriate level of difficulty and of excellences.
2. Teachers should provide detail notes of the difficult topics of the curriculum.
3. There should be more availability of books in the library.
4. There should be postgraduate courses in the subjects like Microbiology and Botany.
5. There should be improvement in cleanness at the college washrooms.
6. Power point presentation of all the theory topics should be made available on Google classroom.



Principal

Sevadal Mahila Mahavidyalaya
Umrer Road, Nagpur-9.

SEVADAL MAHILA MAHAVIDYALAYA, NAGPUR
FEEDBACK REPORT 2020-21

Category	Teacher's Feedback
Total number of Teacher's recorded feedback	47
Total number of questions attempted	15
Feedback Type	Online

Screen Shot of Feedback Form:

FEEDBACK FROM TEACHERS

DEAR TEACHER,

This form is intended to collect information relating to your satisfaction towards the curriculum, teaching, learning, evaluation and infrastructure. The information provided by you will be kept confidential and will be used as important feedback for quality improvement of the programme of studies and the institution.

For each item please indicate your level of agreement with the following statements by selecting appropriate option.

1.The courses / syllabi taught by me have a good balance between theory and application:

STRONGLY AGREE AGREE NEITHER AGREE NOR DISAGREE DISAGREE STRONGLY DISAGREE

2. The objectives of the syllabi are well defined :

STRONGLY AGREE AGREE NEITHER AGREE NOR DISAGREE DISAGREE STRONGLY DISAGREE

3.The books/journals etc. prescribed / listed as reference materials are relevant, updated and cover the entire syllabi

STRONGLY AGREE AGREE NEITHER AGREE NOR DISAGREE DISAGREE STRONGLY DISAGREE

4. The course / syllabi of the subjects taught by me increased my interest, knowledge and perspective in the subject area

Tabular Analysis of Teachers' Feedback Response
Session: 2020-21

Faculty – Science, Home Science and Arts		Opinions of Answer in Percentage					Scale of Opinion	% of Opinion
		47	47	47	47	47		
Sr. No.	Questions	STRONGLY AGREE	AGREE	NEITHER AGREE NOR DISAGREE	DIS AGREE	STRONGLY DISAGREE		
1	The courses / syllabi taught by me have a good balance between theory and application:	21 (44.68%)	26 (55.31%)				Strongly Agree and Agree	99.99 %
2	The objectives of the syllabi are well defined :	21 (44.68 %)	26 (55.31%)				Strongly Agree and Agree	99.99 %
3	The books/journals etc. prescribed / listed as reference materials are relevant, updated and cover the entire syllabi:	19 (40.42 %)	27 (57.44%)	1 (2.12 %)			Strongly Agree and Agree	97.86 %
4	The course / syllabi of the subjects taught by me increased my interest, knowledge and perspective in the subject area:	31 (65.95 %)	16 (34.04%)				Strongly Agree and Agree	99.99 %
5	The college has given me full freedom to adopt new techniques / strategies of teaching such as group discussions, seminar presentations and learners' participation :	28 (59.57 %)	19 (40.42%)				Strongly Agree and Agree	99.99 %
6	I have the freedom to adopt new techniques / strategies of testing and assessment of students:	28 (59.57 %)	19 (40.42%)				Strongly Agree and Agree	99.99 %
7	Tests and examinations are conducted well in time with proper coverage of all units in the syllabus:	30 (63.82 %)	17 (36.17%)				Strongly Agree and Agree	99.99 %
8	The prescribed books are available in the Library in Sufficient numbers:	21 (44.68 %)	24 (51.06%)				Strongly Agree and Agree	95.74 %
9	The environment in the College is conducive to teaching and research:	19 (40.42 %)	25 (53.19%)	3 (6.38%)			Strongly Agree and Agree	93.61 %

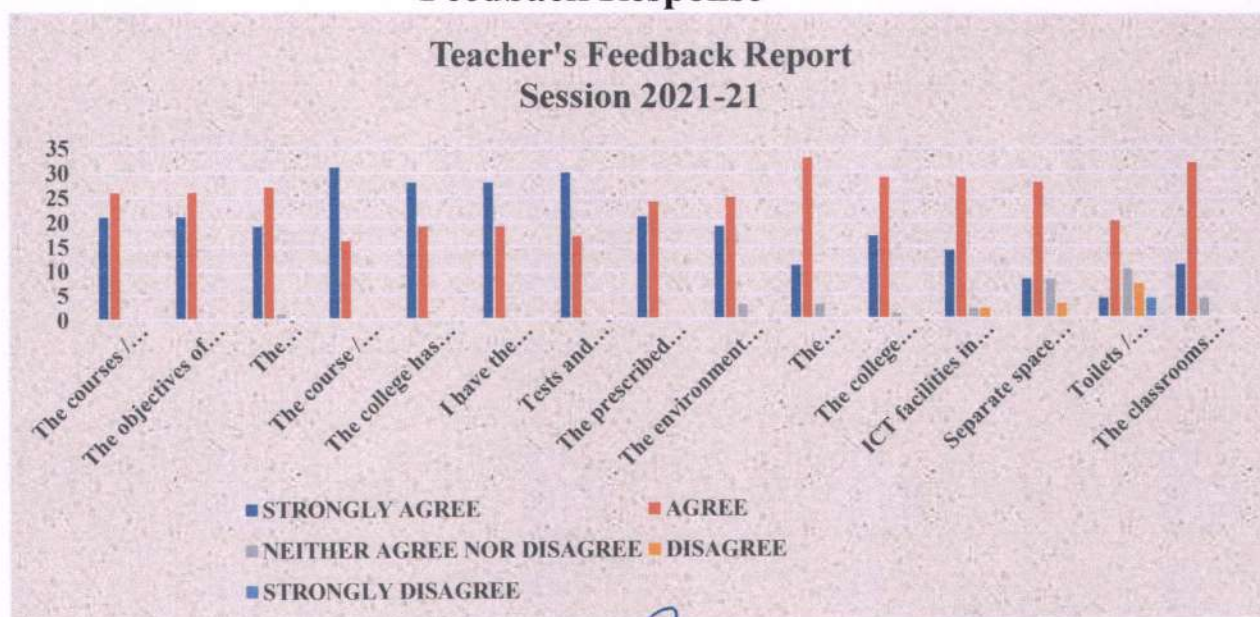
Sevadal Mahila Mahavidyalaya, Nagpur Feedback Committee Report 2020-21pg.8

Principal
Sevadal Mahila Mahavidyalaya
Umrer Road, Nagpur-9.

10	The administration is teacher friendly:	11 (23.40%)	33 (70.21%)	3 (6.38%)			Strongly Agree and Agree	93.61 %
11	The college provides adequate opportunities and support to faculty members for upgrading their skills and qualifications:	17 (36.17 %)	29 (61.70%)	1 (2.12 %)			Strongly Agree and Agree	97.87 %
12	ICT facilities in the college are adequate and satisfactory:	14 (29.78 %)	29 (61.70%)	2 (4.25%)	2 (4.25%)		Strongly Agree and Agree	91.48 %
13	Separate space in college Canteen is available for Teachers:	8 (17.02%)	28 (59.57%)	8 (17.02%)	3 (6.38%)		Strongly Agree and Agree	76.59 %
14	Toilets / washrooms are clean and properly maintained:	4 (8.51 %)	20 (42.55%)	10 (21.27%)	7 (14.89%)	4 (8.51 %)	Strongly Agree and Agree	51.06 %
15	The classrooms are clean and well maintained:	11 (23.40%)	32 (68.08%)	4 (8.51 %)			Strongly Agree and Agree	91.48 %
	Average Rating							92.61 %

Scale for opinion of stakeholder (Students, Teachers, Alumni)			
A = 100-80	B= 79-60	C = 59-40	D = Less than 40

Graphical Analysis of Teachers' about Teaching and Curriculum Feedback Response



Sevadal Mahila Mahavidyalaya, Nagpur Feedback Committee Report 2020-21pg.9

Principal
Sevadal Mahila Mahavidyalaya
Umrer Road, Nagpur-9.

Analysis Report on the Teachers Feedback received (2020-21)

We have received feedback from 47 numbers of teachers' through online process by web link

Website address: <https://www.sevadmahilamahavidyalaya.ac.in/>

Direct Link URL:

https://www.sevadmahilamahavidyalaya.ac.in/pages/teachers_feedback21

The following are the observations on teacher's feedback;

General Observations of Teachers Feedback:

1. There should be more availability of books in the library.
2. Syllabus must be skill oriented so placement opportunity will be increased.
3. There should be improvement in cleanness at the college washrooms.
4. Our University syllabi need to be redesigned to meet the global requirements.
5. College should provide regular WIFI facility in the campus.
6. ICT class- rooms and laboratories should be more in numbers in the College.



SEVADAL MAHILA MAHAVIDYALAYA, NAGPUR

ALUMNI FEEDBACK REPORT

Session: 2020-21

Category	Alumni Feedback
Total number of Alumni's recorded feedback	81
Total number of questions attempted	08
Feedback Type	Online

Screen Shot of Online Feedback Form :

SEVADAL MAHILA MAHAVIDYALAYA
ALUMNI FEEDBACK REPORT

ALUMNI FEEDBACK FORM

DEAR STUDENTS,
Your Opinion About Our College.

Name: Email: Mobile:

Name of the course completed: Present Occupation/Designation: Year of completion of course:

Address: Suggestions:

1. How do you rate the courses that you have learnt in the college :
 EXCELLENT VERY GOOD GOOD AVERAGE

2. Infrastructure and Lab facilities :
 EXCELLENT VERY GOOD GOOD AVERAGE

3. Faculty :
 EXCELLENT VERY GOOD GOOD AVERAGE

4. Library :
 EXCELLENT VERY GOOD GOOD AVERAGE

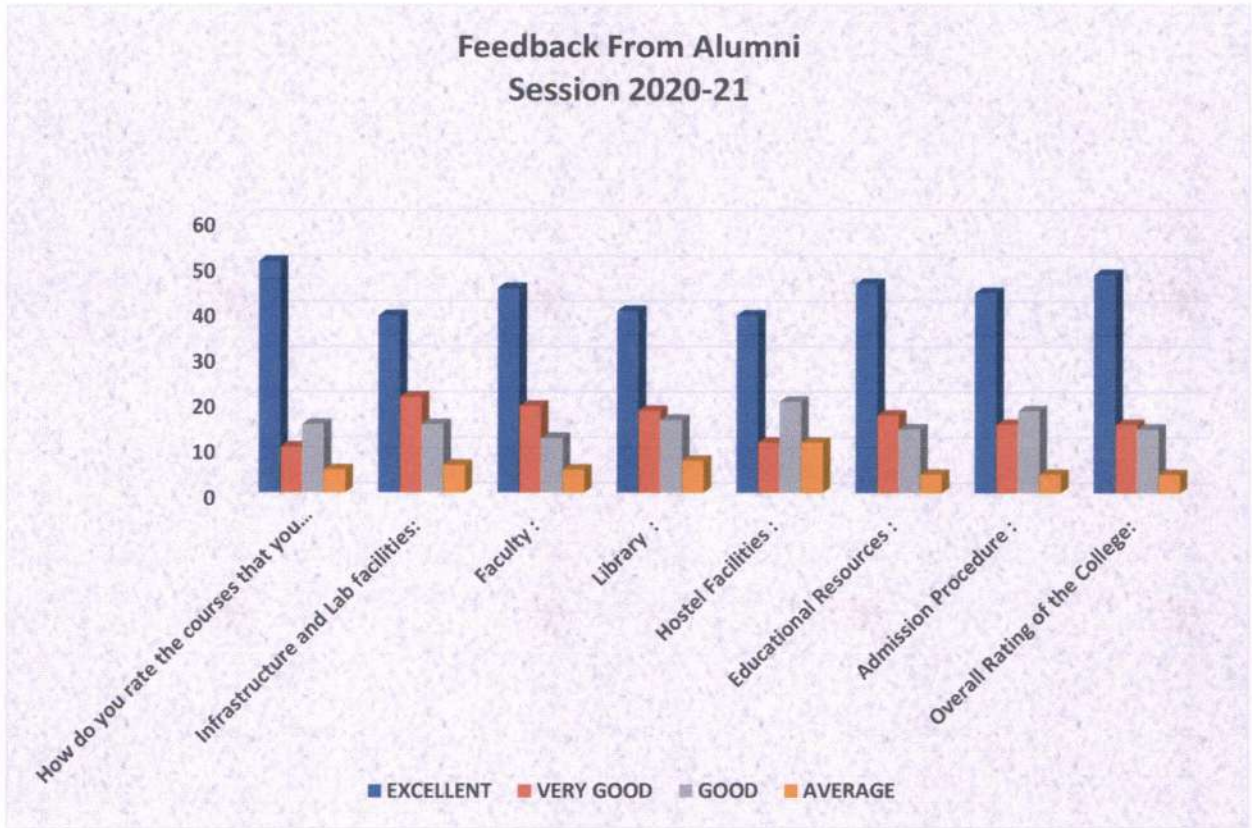
Tabular Analysis of Alumni's Feedback Response Session 2020-21

Faculty – Science, Home Science and Arts		Opinions of Answer in Percentage					
Number of Alumni's		81	81	81	81	Scale of Opinion	% of Opinion
Sr. No.	Questions	EXCELLENT	VERY GOOD	GOOD	AVERAGE		
1	How do you rate the courses that you have learnt in the college:	51 62.96 %	10 12.34	15 18.51 %	5 6.17 %	Excellent and Very Good	75.3 %
2	Infrastructure and Lab facilities:	39 48.14 %	21 25.92 %	15 18.51 %	6 7.40 %		
3	Faculty :	45 55.55 %	19 23.45 %	12 14.81 %	5 6.17 %	Excellent and Very Good	79 %
4	Library :	40 49.38 %	18 22.22 %	16 19.75 %	7 8.64 %		
5	Hostel Facilities :	39 48.14 %	11 13.58 %	20 24.69 %	11 13.58 %	Excellent and Very Good	61.72 %
6	Educational Resources :	46 56.79 %	17 20.98 %	14 17.28 %	4 4.93 %		
7	Admission Procedure :	44 54.32 %	15 18.51 %	18 22.22 %	4 4.93 %	Excellent and Very Good	72.83 %
8	Overall Rating of the College:	48 59.25 %	15 18.51 %	14 17.28 %	4 4.93 %		
Overall Rating							73.75 %

Scale for opinion of stakeholder (Students, Teachers, Alumni)			
A = 100-80	B= 79-60	C = 59-40	D = Less than 40


Principal
Sevadal Mahila Mahavidyalaya, Nagpur Feedback Committee Report 2020-21pg.12
Sevadal Mahila Mahavidyalaya
Umrer Road, Nagpur-9.

Graphical Analysis of Alumni Feedback Response



The following are the observations of Alumni feedback:

1. Average Rating of Alumni Feedback Response found to be at 73.75%
2. Scale for Opinion of Alumni found to be at Rank 'B' (79-60)

SEVADAL MAHILA MAHAVIDYALAYA, NAGPUR
EMPLOYER'S FEEDBACK REPORT
Session : 2020-21

Category	Employer's Feedback
Total number of Employer's recorded feedback	08
Total number of questions attempted	10
Feedback Type	Online

Screen Shot of Feedback Form :

SEVADAL MAHILA MAHAVIDYALAYA

EMPLOYER'S FEEDBACK FORM

REVIEWER INFORMATION

Name of the Company: Email: Mobile:

Place / Location: Name of the Reviewer: Designation :

ALUMNI INFORMATION

Name of our Alumni: Designation :

re to search

Principal

**Tabular Analysis of Employers Feedback Response
Session 2020-21**

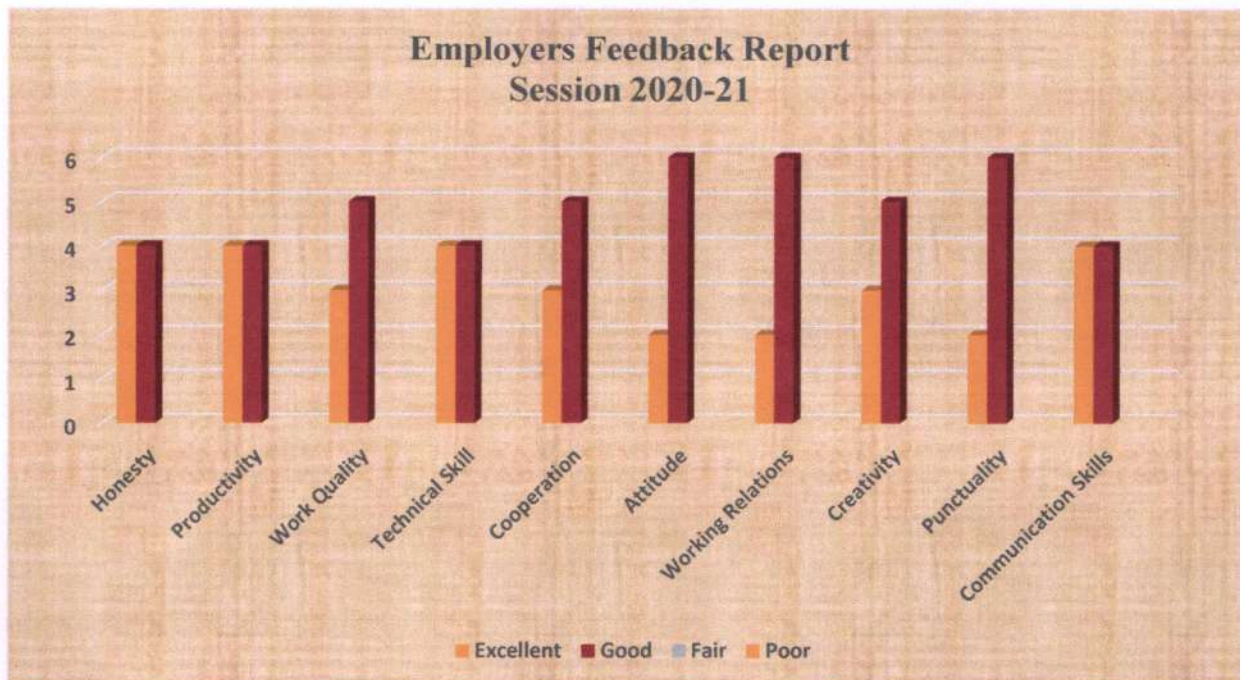
Faculty – Science, Home Science and Arts		Opinions of Answer in Percentage					
Number of Employers		8	8	8	8	Scale of Opinion	% of Opinion
Sr. No.	Questions	EXCELLENT	GOOD	FAIR	POOR		
1	Honesty	4 50 %	4 50 %	-	-	Excellent and Good	100 %
2	Productivity	4 50 %	4 50 %	-	-	Excellent and Good	100 %
3	Work Quality	3 37.5 %	5 62.5 %	-	-	Excellent and Good	100 %
4	Technical Skill	4 50 %	4 50 %	-	-	Excellent and Good	100 %
5	Cooperation	3 37.5 %	5 62.5 %	-	-	Excellent and Good	100 %
6	Attitude	2 25 %	6 75 %	-	-	Excellent and Good	100 %
7	Working Relations	2 25 %	6 75 %	-	-	Excellent and Good	100 %
8	Creativity	3 37.5 %	5 62.5 %	-	-	Excellent and Good	100 %
9	Punctuality	2 25 %	6 75 %	-	-	Excellent and Good	100 %
10	Communication Skills	4 50 %	4 50 %	-	-	Excellent and Good	100 %
Overall Rating							100%

Scale for opinion of stakeholder (Students, Teachers, Alumni& Employer)			
A = 100-80	B= 79-60	C = 59-40	D = Less than 40



Principal
Sevadal Mahila Mahavidyalaya, Nagpur Feedback Committee Report 2020-21pg.15
Umrer Road, Nagpur-9.

Graphical Analysis of Employers Feedback Response




The following are the observations of Employers feedback:


1. Average Rating of Employer Feedback Response found to be at 100 %
2. Scale for Opinion of Employer found to be at Rank 'A' (100-80).
3. Kindly more focus on the Industrial training to the students.

This report has been prepared by following members:

S. No.	Name of the Teacher	Designation
1	Dr. S. G. Rokade	Convenor
2	Dr. M. P. Patil	Member
3	Dr. H. A. Padole	Member
4	Dr. P. P. Chahande	Member
5	Dr. P. A. Chinchkhede	Member
6	Dr. B. S. Tapase	Member


Dr. S. G. Rokade
Co-ordinator
NAAC Criteria I




Prof. P. N. Charde
Principal
Sevalal Mahila Mahavidyalaya
Nagpur



SevalalMahilaMahavidyalaya

Place for Higher Learning & Research (Research Academy)

SakkardaraChowk, Umrer Road, Nagpur-440 024

E-mail: smm_college@yahoo.co.in

Website: www.sevalalmahilamahavidyalaya.ac.in

Included U/s 2(f) and 12(B) of the UGC Act, 1956

FEEDBACK REPORT

of

Academic Session 2021-22

Dr. PravinCharde

Principal

SevalalMahilaMahavidyalaya, Nagpur



Principal

Sevalal Mahila Mahavidyalaya
Umrer Road, Nagpur.

SevadalMahilaMahavidyalaya, Nagpur

Feedback Committee Report 2021-22

Feedback Type	Online
Website address	https://www.sevadmahilamahavidyalaya.ac.in/

Screen Shot of Online Feedback Panel



Summary of Statistics of Feedback Received:

S.No.	Feedback Category	Total numbers of Stakeholder recorded Feedback	Average Opinions of Answer in Percentage
1	Students' Feedback	217	92.93 %
2	Teachers' Feedback	43	95.58 %
3	Alumni Feedback	94	55.70 %
4	Employer Feedback	11	96.35 %



Sevadal Mahila Mahavidyalaya, Nagpur Feedback Report 2021-22

Category	Students' Feedback
Total number of Students' recorded feedback	217
Total number of questions attempted	15
Feedback Type	Online

Screen Shot of Online Feedback Form:

SEVADAL MAHILA MAHAVIDYALAYA

STUDENTS FEEDBACK FORM

DEAR STUDENTS,

This form has been designed to seek feedback from you to strengthen the quality of teaching-learning environment and to improve the performance of the teachers. The information provided by you will be kept confidential.

DIRECTIONS:

For each item please indicate your level of agreement with the following statements by selecting appropriate option.

1. The entire syllabus is completed in time:

STRONGLY AGREE AGREE NOT SURE DISAGREE STRONGLY DISAGREE

2. The teachers are punctual and regular in taking lectures and practicals:

STRONGLY AGREE AGREE NOT SURE DISAGREE STRONGLY DISAGREE

3. The teachers come well prepared for the class

STRONGLY AGREE AGREE NOT SURE DISAGREE STRONGLY DISAGREE

4. The teachers encourage participation and discussion in class

STRONGLY AGREE AGREE NOT SURE DISAGREE STRONGLY DISAGREE

5. The teachers' attitude towards the students is friendly & helpful

STRONGLY AGREE AGREE NOT SURE DISAGREE STRONGLY DISAGREE

Principal

Sevadal Mahila Mahavidyalaya
Umrer Road, Nagpur.



Tabular Analysis of Students' Feedback Response

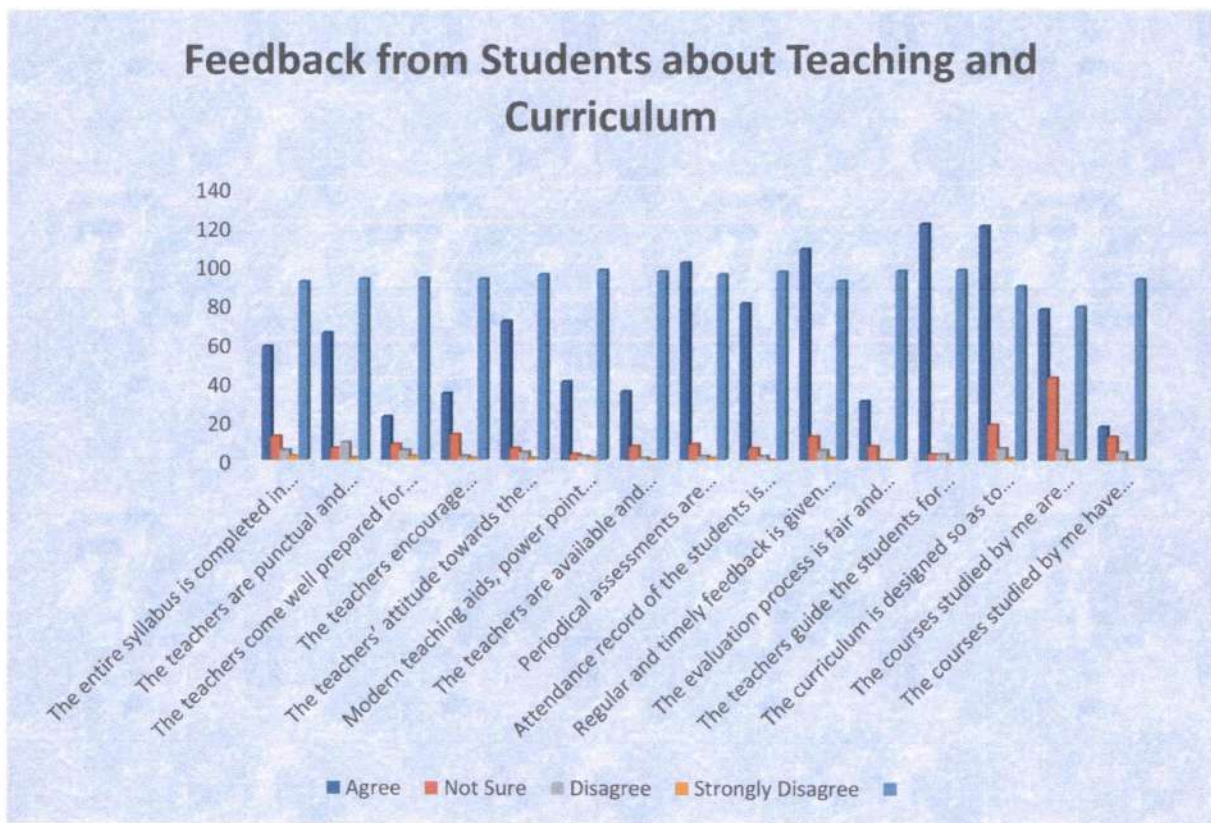
Faculty – Science, Home Science, Arts : 2021-22	Opinions of Answer in Percentage						Scale of Opinion	% of Opinion
Number of students	217	217	217	217	217	Strongly Agree %		
Level of Agreement	Strongly Agree %	Agree %	Not Sure %	Disagree %	Strongly Disagree %	Strongly Agree and Agree	%	
Parameters								
1. The entire syllabus is completed in time.	64.51	26.72	5.52	2.30	0.92	Strongly Agree and Agree	91.23	
2. The teachers are punctual and regular in taking lectures and practical.	62.67	29.95	2.76	4.14	0.46	Strongly Agree and Agree	92.62	
3. The teachers come well prepared for the class.	82.94	10.13	3.68	2.30	0.92	Strongly Agree and Agree	93.07	
4. The teachers encourage participation and discussion in class.	76.95	15.66	5.99	0.92	0.46	Strongly Agree and Agree	92.61	
5. The teachers' attitude towards the students is friendly & helpful.	62.21	32.71	2.76	1.84	0.46	Strongly Agree and Agree	94.92	
6. Modern teaching aids, power point presentations, web-resources, etc. are used by the teachers while teaching.	78.80	18.43	1.38	0.92	0.46	Strongly Agree and Agree	97.23	
7. The teachers are available and accessible in the Department after lecture timings.	80.18	16.12	3.22	0.46	0	Strongly Agree and Agree	96.4	
8. Periodical assessments are conducted as per schedule.	48.38	46.54	3.68	0.92	0.46	Strongly Agree and Agree	94.92	
9. Attendance record of the students is maintained by the teachers.	59.44	36.86	2.76	0.92	0	Strongly Agree and Agree	96.3	
10. Regular and timely feedback is given on our performance.	41.93	49.76	5.52	2.30	0.46	Strongly Agree and Agree	91.69	
11. The evaluation process is fair and unbiased.	82.94	13.82	3.22	0	0	Strongly Agree and Agree	96.76	
12. The teachers guide the students for overall personality development of the students.	41.47	55.76	1.38	1.38	0	Strongly Agree and Agree	97.23	
13. The curriculum is designed so as to enhance our employability.	33.72	55.29	8.29	2.76	0.46	Strongly Agree and Agree	89.01	



14. The courses studied by me are relevant and the contents are revised at reasonable intervals.	42.85	35.48	19.35	2.30	0	Strongly Agree and Agree	78.33
15. The courses studied by me have enhanced by knowledge as well as my skills and my capabilities.	84.79	7.83	5.52	1.84	0	Strongly Agree and Agree	92.62
Average Rating							92.93 %

Scale for opinion of stakeholder (Students, Teachers, Alumni)			
A = 100-80	B= 79-60	C = 59-40	D = Less than 40

Graphical Analysis of Students' about Teaching and Curriculum Feedback Response



[Handwritten Signature]

Principal
Sevadal Mahila Mahavidyalaya
Umrer Road, Nagpur.



Analysis Report on the Students' Feedback received (2021-22)

We have received feedback from 217 numbers of students' (One Times in Final year Students) through online process by web link

https://www.sevadalmahilamahavidyalaya.ac.in/pages/teachers_feedback_new

The following are the analytical observations on students' feedback;

General Observations of Students Feedback:

1. The topics of the syllabus and assignments which were thought by teachers are at an appropriate level of difficulty and of excellences.
2. Teachers should provide detail notes of the difficult topics of the curriculum.
3. There should be more availability of books in the library.
4. There should be postgraduate courses in the subjects like Microbiology and Botany.
5. There should be improvement in cleanness at the college washrooms.
6. Power point presentation of all the theory topics should be made available on Google classroom.



Principal
Sevalal Mahila Mahavidyalaya
Umrer Road, Nagpur.

SEVADAL MAHILA MAHAVIDYALAYA, NAGPUR
FEEDBACK REPORT 2021-22

Category	Teacher's Feedback
Total number of Teacher's recorded feedback	43
Total number of questions attempted	15
Feedback Type	Online

Screen Shot of Feedback Form:

FEEDBACK FROM TEACHERS

DEAR TEACHER,

This form is intended to collect information relating to your satisfaction towards the curriculum, teaching, learning, evaluation and infrastructure. The information provided by you will be kept confidential and will be used as important feedback for quality improvement of the programme of studies and the institution.

For each item please indicate your level of agreement with the following statements by selecting appropriate option.

1. The courses / syllabi taught by me have a good balance between theory and application:

STRONGLY AGREE AGREE NEITHER AGREE NOR DISAGREE DISAGREE STRONGLY DISAGREE

2. The objectives of the syllabi are well defined :

STRONGLY AGREE AGREE NEITHER AGREE NOR DISAGREE DISAGREE STRONGLY DISAGREE

3. The books/journals etc. prescribed / listed as reference materials are relevant, updated and cover the entire syllabi

STRONGLY AGREE AGREE NEITHER AGREE NOR DISAGREE DISAGREE STRONGLY DISAGREE

4. The course / syllabi of the subjects taught by me increased my interest, knowledge and perspective in the subject area



Tabular Analysis of Teachers' Feedback Response
Session : 2021-22

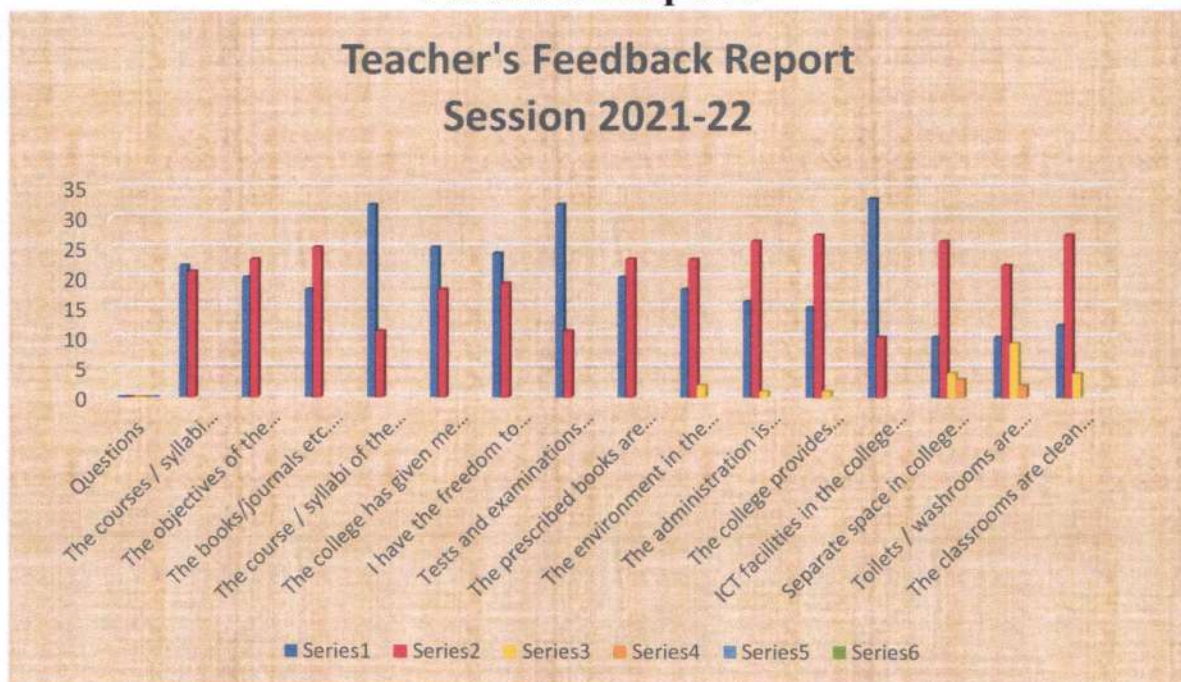
Faculty – Science, Home Science , Arts :2021-22		Opinions of Answer in Percentage					Scale of Opinion	% of Opinion
Number of Students		43	43	43	43	43		
Sr. No.	Questions	STRONGLY AGREE	AGREE	NEITHER AGREE NOR DISAGREE	DIS AGREE	STRONGLY DISAGREE		
1	The courses / syllabi taught by me have a good balance between theory and application:	22 (51.16 %)	21 (48.83%)				Strongly Agree and Agree	99.99 %
2	The objectives of the syllabi are well defined :	20 (46.51 %)	23 (53.48%)				Strongly Agree and Agree	99.99 %
3	The books/journals etc. prescribed / listed as reference materials are relevant, updated and cover the entire syllabi:	18 (41.86 %)	25 (58.13%)				Strongly Agree and Agree	99.99 %
4	The course / syllabi of the subjects taught by me increased my interest, knowledge and perspective in the subject area:	32 (74.41 %)	11 (25.58%)				Strongly Agree and Agree	99.99 %
5	The college has given me full freedom to adopt new techniques / strategies of teaching such as group discussions, seminar presentations and learners' participation :	25 (58.13 %)	18 (41.86%)				Strongly Agree and Agree	99.99 %
6	I have the freedom to adopt new techniques / strategies of testing and assessment of students:	24 (55.81 %)	19 (44.18%)				Strongly Agree and Agree	99.99 %
7	Tests and examinations are conducted well in time with proper coverage of all units in the syllabus:	32 (74.41 %)	11 (25.58%)				Strongly Agree and Agree	99.99 %
8	The prescribed books are available in the Library in Sufficient numbers:	20 (46.51 %)	23 (53.48%)				Strongly Agree and Agree	99.99 %
9	The environment in the College is conducive to teaching and research:	18 (41.86 %)	23 (53.48%)	2 (4.65%)			Strongly Agree and Agree	95.34 %



10	The administration is teacher friendly:	16 (37.20%)	26 (60.46%)	1 (2.32%)			Strongly Agree and Agree	97.66 %
11	The college provides adequate opportunities and support to faculty members for upgrading their skills and qualifications:	15 (34.88 %)	27 (62.79%)	1 (2.32 %)			Strongly Agree and Agree	97.67 %
12	ICT facilities in the college are adequate and satisfactory:	33 (76.74 %)	10 (23.25%)				Strongly Agree and Agree	99.99 %
13	Separate space in college Canteen is available for Teachers:	10 (23.25%)	26 (60.46%)	4 (9.30%)	3 (6.97%)		Strongly Agree and Agree	83.71 %
14	Toilets / washrooms are clean and properly maintained:	10 (23.25 %)	22 (51.16%)	9 (20.93%)	2 (4.65%)		Strongly Agree and Agree	74.41 %
15	The classrooms are clean and well maintained:	12 (23.40%)	27 (62.70%)	4 (9.30 %)			Strongly Agree and Agree	86.11 %
Average Rating								95.58 %

Scale for opinion of stakeholder (Students, Teachers, Alumni)			
A = 100-80	B= 79-60	C = 59-40	D = Less than 40

Graphical Analysis of Teachers' about Teaching and Curriculum Feedback Response



Analysis Report on the Teachers Feedback received (2021-22)

We have received feedback from 43 numbers of teachers' through online process by web link

Website address: <https://www.sevadmahilamahavidyalaya.ac.in/>

Direct Link URL:

[SevadmahilaMahavidyala- College Feedback \(sevadmahilamahavidyalaya.ac.in\)](https://www.sevadmahilamahavidyalaya.ac.in/SevadmahilaMahavidyala-College-Feedback)

The following are the observations on teacher's feedback;

General Observations of Teachers Feedback:

1. There should be more availability of books in the library.
2. Syllabus must be skill oriented so placement opportunity will be increased.
3. There should be improvement in cleanness at the college washrooms.
4. Our University syllabi need to be redesigned to meet the global requirements.
5. College should provide WIFI facility in the campus.




Principal
Sevadal Mahila Mahavidyalaya
Umrer Road, Nagpur.

SEVADAL MAHILA MAHAVIDYALAYA, NAGPUR
ALUMNI FEEDBACK REPORT

Session : 2021-22

Category	Alumni Feedback
Total number of Alumni's recorded feedback	94
Total number of questions attempted	08
Feedback Type	Online

Screen Shot of Online Feedback Form :

ALUMNI FEEDBACK FORM

DEAR STUDENTS,
Your Opinion About Our College:

Name: Email: Mobile:

Name of the course completed: Present Occupation/Designation: Year of completion of course:

Address: Suggestions:

1. How do you rate the courses that you have learnt in the college :
 EXCELLENT VERY GOOD GOOD
 AVERAGE

2. Infrastructure and Lab facilities :
 EXCELLENT VERY GOOD GOOD
 AVERAGE

3. Faculty :
 EXCELLENT VERY GOOD GOOD
 AVERAGE

4. Library :
 EXCELLENT VERY GOOD GOOD
 AVERAGE



Tabular Analysis of Alumni's Feedback Response Session 2021-22

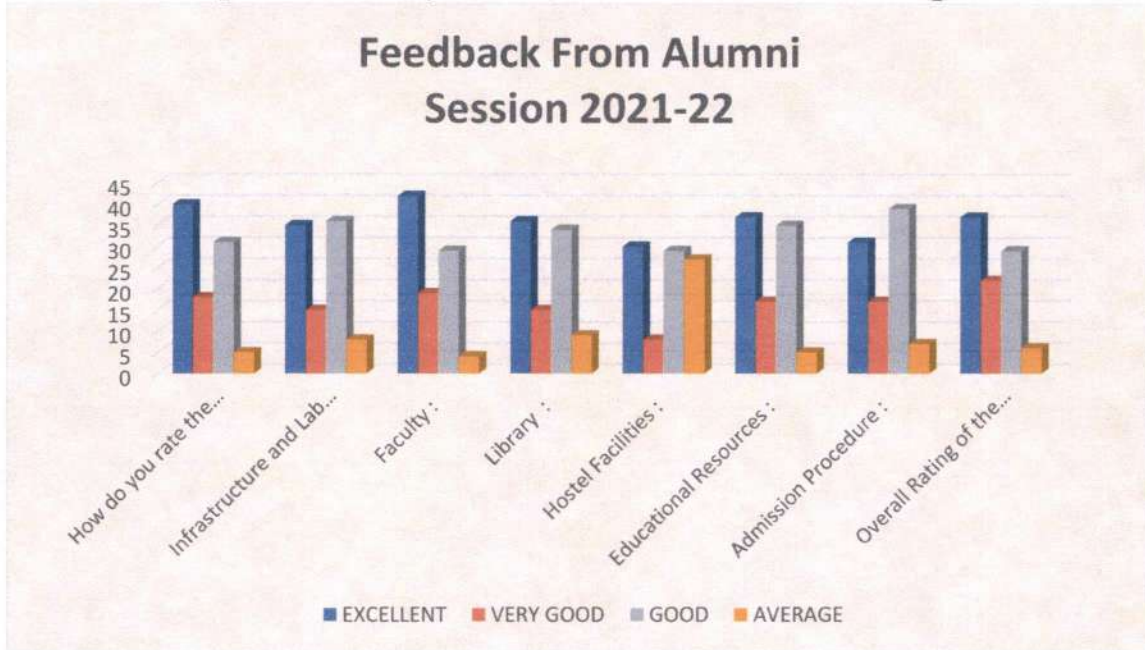
Faculty – Science, Home Science , Arts :2021-22		Opinions of Answer in Percentage					
Number of Alumnis		94	94	94	94	Scale of Opinion	% of Opinion
Sr. No.	Questions	EXCELLENT	VERY GOOD	GOOD	AVERAGE		
1	How do you rate the courses that you have learnt in the college:	40 42.55 %	18 19.14	31 32.97 %	5 5.31 %	Excellent and Very Good	61.69 %
2	Infrastructure and Lab facilities:	35 37.23 %	15 15.95 %	36 38.29 %	8 8.51 %		
3	Faculty :	42 44.68 %	19 20.21 %	29 30.85 %	4 4.25 %	Excellent and Very Good	64.89 %
4	Library :	36 38.29 %	15 15.95 %	34 36.17 %	9 9.57 %		
5	Hostel Facilities :	30 31.91 %	8 8.51%	29 30.85 %	27 28.72 %	Excellent and Very Good	40.42 %
6	Educational Resources :	37 39.36 %	17 18.08 %	35 37.23 %	5 5.31 %		
7	Admission Procedure :	31 32.97 %	17 18.08 %	39 41.48 %	7 7.44 %	Excellent and Very Good	51.05 %
8	Overall Rating of the College:	37 39.36 %	22 23.40 %	29 30.85 %	6 6.38%		
Overall Rating							55.70 %

Scale for opinion of stakeholder (Students, Teachers, Alumni)			
A = 100-80	B= 79-60	C = 59-40	D = Less than 40




Principal
 Seval Mahila Mahavidyalaya
 Umrer Road, Nagpur.

Graphical Analysis of Alumni Feedback Response



The following are the observations of **Alumni** feedback ;

1. Average Rating of Alumni Feedback Response found to be at 55.70%
2. Scale for Opinion of Alumni found to be at Rank 'C' (59-40)



[Signature]

Principal

Sevalal Mahila Mahavidyalaya
Umrer Road, Nagpur.

SEVADAL MAHILA MAHAVIDYALAYA, NAGPUR
EMPLOYER'S FEEDBACK REPORT
 Session : 2021-22

Category	Employer's Feedback
Total number of Employer's recorded feedback	11
Total number of questions attempted	10
Feedback Type	Online

Screen Shot of Feedback Form :

SEVADAL MAHILA MAHAVIDYALAYA

EMPLOYER'S FEEDBACK FORM

REVIEWER INFORMATION

Name of the Company: Email: Mobile:

Place / Location: Name of the Reviewer: Designation:

ALUMNI INFORMATION

Name of our Alumni: Designation:

re to search



(Signature)
Principal

Sevadal Mahila Mahavidyalaya
Nagpur

**Tabular Analysis of Employer's Feedback Response
Session 2021-22**

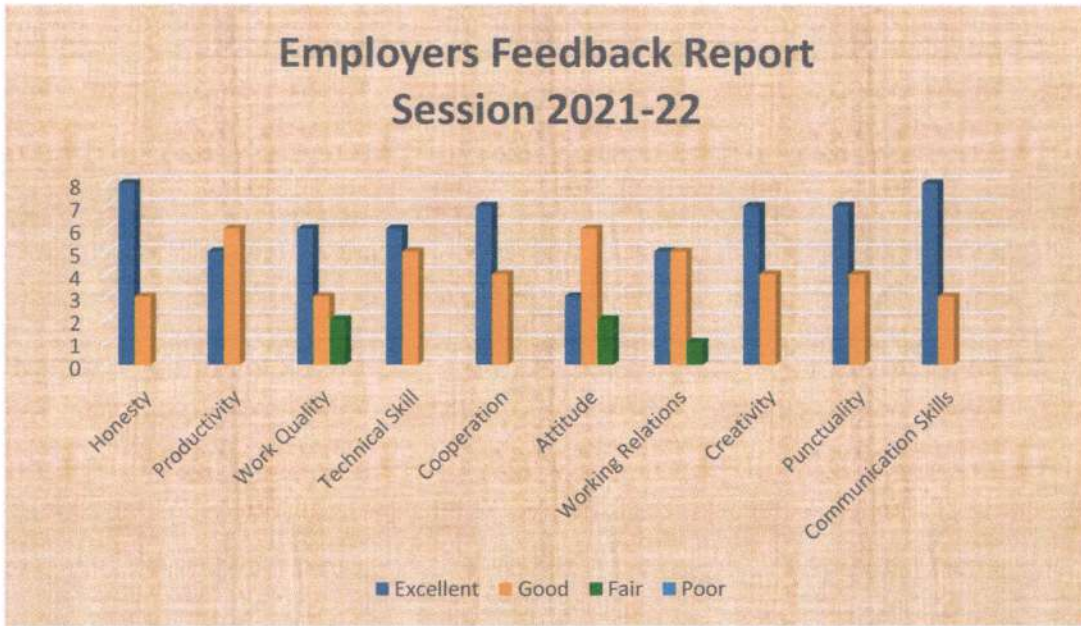
Faculty – Science, Home Science , Arts :2021-22		Opinions of Answer in Percentage					
Number of Employers		11	11	11	11	Scale of Opinion	% of Opinion
Sr. No.	Questions	EXCELLENT	GOOD	FAIR	POOR		
1	Honesty	8 72.72 %	3 27.27 %	-	-	Excellent and Good	99.99 %
2	Productivity	5 45.45 %	6 54.54 %	-	-	Excellent and Good	99.99 %
3	Work Quality	6 54.54 %	3 27.27 %	2 18.18 %	-	Excellent and Good	81.81 %
4	Technical Skill	6 54.54 %	5 45.45 %	-	-	Excellent and Good	99.99 %
5	Cooperation	7 63.63 %	4 36.36 %	-	-	Excellent and Good	99.99 %
6	Attitude	3 27.27 %	6 54.54 %	2 18.18 %	-	Excellent and Good	81.81 %
7	Working Relations	5 45.45 %	5 45.45 %	1 9.09 %	-	Excellent and Good	99.99 %
8	Creativity	7 63.63 %	4 36.36 %	-	-	Excellent and Good	99.99 %
9	Punctuality	7 63.63 %	4 36.36 %	-	-	Excellent and Good	99.99 %
10	Communication Skills	8 72.72 %	3 27.27 %	-	-	Excellent and Good	99.99 %
Overall Rating							96.35 %

Scale for opinion of stakeholder (Students, Teachers, Alumni & Employer)			
A = 100-80	B = 79-60	C = 59-40	D = Less than 40




 Principal
 Sevadal Mahila Mahavidyalaya
 Umrer Road, Nagpur.

Graphical Analysis of Employers Feedback Response




The following are the observations of **Employer** feedback ;

1. Average Rating of Employer Feedback Response found to be at 96.35 %
2. Scale for Opinion of Employer found to be at Rank 'A' (100-80).
3. Kindly more focus on the Industrial training to the students.

This report has been prepared by following members:

S.No.	Name of the Teacher	Designation
1	Dr. S. G. Rokade	Convenor
2	Dr. M. P. Patil	Member
3	Dr. H.A. Padole	Member
4	Dr. P. P. Chande	Member
5	Dr. P. A. Chinchkhede	Member
6	Dr. B. S. Tapase	Member


Dr. S. G. Rokade
 Co-ordinator
 NAAC Criteria I


Prof. Pravin Charde
 Principal
 SevadalMahilaMahavidyalaya
 Nagpur

