



# **Sevadal Mahila Mahavidyalaya**

**Place for Higher Learning & Research (Research Academy)**

**Sakkardara Square, Umrer Road, Nagpur-440 024**

**E-mail: [sevamahilamv@gmail.com](mailto:sevamahilamv@gmail.com)**

**Website: [www.sevadalmahilamahavidyalaya.ac.in](http://www.sevadalmahilamahavidyalaya.ac.in)**

## **UGC SPONSORED COMMUNITY COLLEGE TEXTILE (FASHION DESIGNING)**

**Dr. Ashish Lambat**

**Nodal Officer**

**UGC Sponsored Community College**

**Sevadal Mahila Mahavidyalaya,**

**Nagpur**



विश्वविद्यालय अनुदान आयोग  
UNIVERSITY GRANTS COMMISSION  
मानव ससाधन विकास मंत्रालय, भारत सरकार  
MINISTRY OF HUMAN RESOURCE DEVELOPMENT, GOVERNMENT OF INDIA  
बहादुर शाह जफर मार्ग, नई दिल्ली - 110 002  
BABADUR SHAH ZAFAR MARG, NEW DELHI - 110 002

सेवादा महिला महाविद्यालय  
2275  
दिनांक 14/8/19  
नगपुर



**Speed Post**

F.No. 5-1/2018 (NSQF)

August, 2018

06 AUG 2018

**The Principal,  
Sevadal Mahila Mahavidyalaya,  
Sakkardara Square, Umrer Road,  
Nagpur-440024 (M.S.)**

**Sub: Approval of programmes/courses under NSQF**

Sir/Madam,

This is with reference to your proposal for introducing vocational courses under NSQF. I am directed to convey approval of the UGC for the following programmes/courses to be run by your institution under NSQF from the academic session 2018-19:

Programmes
CC
1. Textile (Fashion Designing)
B.Voc
1. Industrial Waste Treatment Technology
2. Medical Lab and Molecular Diagnostic Technology

It is further informed that the institution may admit 50 students per course, and appoint faculty and staff as per the provisions of the NSQF Guidelines.

You are requested to kindly ensure compliance of the terms and conditions/provisions as laid down in the Guidelines for providing Skill-based Education under National Skill Qualification Framework. You are also requested to convey your confirmation to start the course/s from the academic session 2018-19 along with the course-wise actual intake of students to UGC at the earliest.

Yours faithfully,

(Mriganka Sekhar Sarma)  
Education Officer

Principal  
Sevadal Mahila Mahavidyalaya  
Umrer Road, Nagpur-9.



**SCHEME FOR COMMUNITY COLLEGES**

**SCHEME AND SYLLABUS**

**FOR**

**DIPLOMA**

**AND**

**ADVANCED DIPLOMA IN FASHION DESIGN**

**SESSION**

**2018-2019**

**SCHEME FOR COMMUNITY COLLEGES  
SCHEME AND SYLLABUS FOR  
DIPLOMA IN FASHION DESIGN**

**AND**

**ADVANCED DIPLOMA IN FASHION DESIGN**

**Session : 2018-2019**

1. Subject to the compliance with the provisions of this Direction and of other Ordinances in force from time to time, a candidate for admission to the examination shall :-

(A) In the case of Diploma in Fashion Design Semester-I

(i) have passed the 10+2 standard Examination of Maharashtra State Board of Secondary & Higher Secondary Education or an examination recognized as equivalent there to under the following faculties - Science / Home Science / Commerce / MCVC / Arts with English (Higher or Lower)

**OR**

(ii) have passed the 10+2 standard Examination of Maharashtra State Board of Secondary & Higher Secondary Education with (i) English (ii) any other language & (iii) Vocational Subject (Paper I, II & III)

**OR**

(i) have passed an examination of a Council or Board outside Maharashtra State recognized by the University as equivalent to subpara's (i) & (ii) above; and shall have prosecuted a regular course of study for not less than one academic year in a college.

(B) In the case of Advanced Diploma in Fashion Design Semester-III

(i) have passed 50% of the Diploma in Fashion Design Part-I (Semester I and II together)

Every candidate for Diploma and Advanced diploma in Fashion Design Examination shall be examined in the subjects as set out in the Appendices A-I to A-IV of this Direction.

- i. Medium of instruction shall be English..
- ii. Examination papers shall be set in English.
- iii. The maximum marks allotted to each subject and the minimum marks which an examinee must obtain in order to pass the

examination shall be as per the Appendix A-I to A -IV appended to this Direction.

1. The guidelines for awarding Theory Marks, Internal Assessment and Practical marks (College and external assessment) shall be as per Appendix- B appended with this Direction.
2. The Scheme of Examination shall be as per Appendix: A- I, A- II, A-III, and A-IV, (Semester pattern). The details / title of the theory papers can be suitably modified considering the need of the subject without disturbing the main subject nomenclature.

a). Every candidate for **Diploma in Fashion Design Semester-I Examination** shall be examined in the following subjects:-

**Diploma of Fashion Design, Semester-I**

S.No	Subject
1	Art Element
2	Textile Science
3	Basic Construction
4	Traditional Textiles
5	Computer Fundamentals
6	English

b) Every candidate for **Diploma in Fashion Design Semester-II Examination** shall be examined in the following subjects:-

**Diploma of Fashion Design, Semester-II**

S.No	Subject
1	Fashion Illustration
2	Fabric Construction
3	Clothing Management
4	Concept of Fashion
5	Computer Application
6	Writing Skills
7	In Plant Training

c) Every candidate for **Advanced Diploma in Fashion Design Semester-III Examination** shall be examined in the following subjects:-

**Advanced Diploma in Fashion Design, Semester-III**

S.No	Subject
1	Pattern Making – I
2	Surface Ornamentation
3	Fashion Illustration
4	Marketing & Visual Merchandising
5	Draping Techniques - I
6	Computer Aided Design - I
7	In Plant Training

- d) Every candidate for **Advanced Diploma in Fashion Design Semester-IV Examination** shall be examined in the following subjects:-  
**Advanced Diploma in Fashion Design, Semester-IV**

S.No	Subject
1	Pattern Making – II
2	Entrepreneurship Development
3	Draping Techniques – II
4	Computer Aided Design – II
5	Traditional Indian Textiles
6	Apparel Design & Development

### **Appendix- A**

Scheme of Teaching and Examination under Semester pattern for

### **Diploma in Fashion Design**

(Provided in Appendix A, semester wise in Appendix A-I to Appendix A-VI respectively)

#### **Appendix- A-I**

#### **Diploma in Fashion Design Semester I**

Sr. No.	Subject	Theory + IA		(Pra)	Term Work	Sessional	Total
1	Art Element	60	10	-	30	-	100
2	Textile Science	60	10	-	30	-	100
3	Basic Construction	60	10	20	-	10	100
4	Traditional Textiles	60	10	-	30	-	100
5	Computer Fundamentals	60	10	-	30	-	100
6	English	60	10	-	30	-	100
		360	60	20	150	10	600

Practical/Oral examinations will be conducted by the College Internal Examiner. Duration of the theory and practical examination will be 3 hrs.

Every examinee to be successful at the examination, shall be required to obtain not less than 35% of the maximum marks prescribed to each theory paper.

It should not be less than 50% for each practical, Term work and sessional separately.

**Appendix- A-II**  
**Diploma in Fashion Design Semester II**

**Semester-II**

Sr. No.	Subject	Theory + IA		(Pra)	Term Work	Sessional	Total
1	Fashion Illustration	60	10	20	-	10	100
2	Fabric Construction	60	10	-	30	-	100
3	Clothing Management	60	10	-	30	-	100
4	Concept of Fashion	60	10	-	30	-	100
5	Computer Application	60	10	20	-	10	100
6	Writing Skills	60	10	-	30	-	100
7	Industrial Training	Grade					
		360	60	40	120	20	600

Practical/Oral examinations will be conducted by the University – 1 Internal Examiner and 1 External Examiner. Duration of the theory and practical examination will be 3 hrs.

Every examinee to be successful at the examination, shall be required to obtain not less than 35% of the maximum marks prescribed to each theory paper.

It should not be less than 50% for each practical, Term work and sessional separately.

Grade for industrial training will be given by industry based on performance of the students on the basis of report submitted by the students.

**Appendix- A-III**  
**Advanced Diploma in Fashion Design Semester III**

**Semester-III**

Sr. No.	Subject	Theory + IA		(Pra)	Term Work	Sessional	Total
1	Pattern Making – I			80	-	20	100
2	Surface Ornamentation	60	10	20	-	10	100
3	Fashion Illustration	-	-	80	-	20	100
4	Marketing & Visual Merchandising	60	10	-	30	-	100
5	Draping Techniques - I	60	10	-	30	-	100
6	Computer Aided Design - I	60	10	-	30	-	100
7	In Plant Training	Grade					
		240	40	180	90	50	600

Practical/Oral examinations will be conducted by the College Internal Examiner. Duration of the theory and practical examination will be 3 hrs.

Every examinee to be successful at the examination, shall be required to obtain not less than 35% of the maximum marks prescribed to each theory paper.

It should not be less than 50% for each practical, Term work and sessional separately.

Grade for industrial training will be given by industry based on performance of the students

on the basis of report submitted by the students.

**Appendix- A-IV**  
**Advanced Diploma in Fashion Design Semester IV**  
**Semester-IV**

Sr. No.	Subject	Theory + IA		(Pra)	Term Work	Sessional	Total
1	Pattern Making – II			80	20		100
2	Entrepreneurship Development	60	10	-	30	-	100
3	Draping Techniques – II	-	-	80	20	-	100
4	Computer Aided Design - II	-	-	80	20	-	100
5	Traditional Indian Textiles	60	10		30		100
6	Apparel Design & Development	-	-	80	20		100
		120	20	320	140		600

Practical/Oral examinations will be conducted by the University – 1 Internal Examiner and 1 External Examiner. Duration of the theory and practical examination will be 3 hrs.

Every examinee to be successful at the examination, shall be required to obtain not less than 35% of the maximum marks prescribed to each theory paper.

It should not be less than 50% for each practical, Term work and sessional separately.

- ❖ The practical examination of Semesters **II and IV** shall be conducted by University External examiner at the end of semester and the practical examination of Semesters **I and III** shall be conducted by Internal Examiner of college as indicated in Table 3 given below.

Sr. No.	Name of the Examination	Main Examination	Supplementary Examination
1	Semester I and III	Winter	Summer
2	Semester II and IV	Summer	Winter

- ❖ The Head of the Department / Principal shall maintain the complete record of the marks obtained by the candidate in the Practical examinations /Practical (College assessment) that shall be submitted, before the commencement of the University examination, to the Controller of Examination, in a sealed cover.

**Appendix: B**

**Guidelines for Internal Assessment (IA), Theory Paper Pattern and Practicals**



1. Each semester shall comprise of minimum 90 teaching days.
2. For all Practicals the batch will be of 16 students.
3. The Practical Examination will be conducted for even semester (Semester-II, and IV) the practical examination will be conducted by both External and Internal examiner.
4. The marks for Practical shall be allotted by Internal and External examiner together and marks of Internal Assessment to be given by Internal but the articles prepared or reports to be presented before the External examiner and marks to be finalized.
5. All theory and practical examinations are as per shown in the scheme.

#### **Internal Assessment (IA) :**

1. The internal assessment shall be done by the College at least 15 days prior to the final examination of each semester. The Marks shall be sent to the University immediately after the Assessment in the prescribed format.

#### **-Guidelines for Internal Assessment are appended herewith.**

- a) The internal assessment marks assigned to each theory paper as mentioned in **Appendix - A** shall be awarded on the basis of assignments like class test, attendance, project assignments, seminar, study tour, industrial visits, visit to educational institutions and research organizations, field work, group discussions or any other innovative practice / activity.
- b) There shall be one / two assignments (as described above) per Theory paper.
- c) There shall be no separate / extra allotment of work load to the teacher concerned. He/ She shall conduct the Internal assessment activity during the regular teaching days / periods as a part of regular teaching activity.
- d) The concerned teacher / department / college shall have to keep the record of all the above activities until six months after the declaration of the results of that semester.
- e) At the beginning of each semester, every teacher shall inform his / her students clearly the method he / she intend to adopt and the scheme of marking for internal assessment.
- f) Teacher shall announce the schedule of activity for internal assessment in advance in consultation with HOD / Principal.
- g) Final submission of internal marks to the university shall be before the commencement of the university theory examinations.

#### **II-Theory Papers:**

- All Theory papers shall be divided into four units.
- The theory question papers shall be of 3 hours duration and comprise of 5 questions with equal weightage to all units.

The pattern of question papers shall be as follows :

- Four units in each paper
- One question on each unit (including sub questions)
- Fifth question on all units
- Maximum marks of each theory paper shall be as provided in Appendix A-I to A-VI of this Direction.

**III. Practicals**

- i) Practical exam shall be of 3 hours duration.
- ii) The Practical Record/ Laboratory Manual of every student shall carry a certificate, duly signed by the teacher-in-charge and the Head of the Department.
- iii) If the student fails to submit her certified Practical Record/ Laboratory manual duly signed by the Teacher-in-Charge and the Head of the Department, she shall not be allowed to appear for the Practical Examination and no Marks shall be allotted to the student

  
**Principal**  
Sevadal Mahila Mahavidyalaya  
Umrer Road, Nagpur-9.



**CREDIT-GRADE SYSTEM FOR U.G.**  
**(Diploma and Advanced Diploma in Fashion Design)**

**Course credit:**

It is the unit of measurement course works. Each course shall have an integer number of credits which reflects its weightage. **One Credit means one period of one hour duration.** The number of Credits of a course in a given semester shall ordinarily calculated as under

$$\text{Number of Credits} = L + T + P/2$$

Where L, T and P represent the number of Lecture, Tutorial and Practical hours per week. The fraction is to be rounded off to next integer value. One Practical / Lab without theory of one hour equal to one credit.

**Grade:**

It is the measure of performance quality. At the end of each semester, a student is awarded a letter grade in each of his/her course taking into account his/her performance based on the various component of evaluation i.e. on the basis of total marks in each theory course and in each laboratory course. When the performance exhibited by examinees is assessed in qualitative terms and impressions so obtained by the examiners are directly expressed in terms of letter grades, it is called "Direct grading".

The method that is based on a predetermined standard which become a reference point for a learner's performance is called "Absolute grading".

The Absolute grading system of Seven (07) points is the most popular grading system.

**Performance Grading Scale**

Marks Obtained %	Grade	Grade Point
75 and above	O	6
65 to 74.99	A	5
55 to 64.99	B	4
45 to 54.99	C	3
40 to 44.99	D	2
35 to 39.99	E	1
34.99 and below	F	0

**Grade Proposed Norms:**

- O - Outstanding
- A - Very Good
- B - Good
- C - Average
- D - Satisfactory
- E - Pass
- F - Fail

**Conversion of Marks to Grades and Calculations of GPA (Grade Point Average)**

In the Credit and Grade Point System, the assessment of individual Courses in the concerned examinations will be on the basis of marks only, but the marks shall later be converted into Grades by some mechanism wherein the overall performance of the Learners can be reflected after considering the Credit Points for any given course. However, the overall evaluation shall be designated in terms of Grade. There are some abbreviations used here that need understanding of each and every parameter involved in grade computation and the evaluation mechanism. The abbreviations and formulae used are as follows :-

**Abbreviations and Formula's Used:-**

G	:	Grade
GP	:	Grade Points
C	:	Credit
CP	:	Credit Points
CG	:	Credits X Grades (Product of credits & Grades)
ΣCG	:	Sum of Product of Credits & Grades
ΣC	:	Sum of Credits Points
ΣCG	:	
SGPA	:	-----
ΣC	:	

**Semester Grade Point Average (SGPA)**

It is indicative of performance of a student in the given semester. The Grade Point average for a semester is obtained by adding the products of Actual Grade points and relative weightage for different courses as shown in the scheme for respective semester and dividing the total credit hours for that semester as illustrated below.

$$SGPA = [C_iG_i + C_{ii}G_{ii} + \dots + C_nG_n] / (C_i + C_{ii} + \dots + C_n)$$

SGPA: Semester Grade Point Average shall be calculated for individual semesters. (It is also designed as GPA)

**Cumulative Grade Point Average (CGP A)**

The cumulative Grade Point Average (CGPA) is indicative of the overall academic performance of a student in all the courses registered up to and including the latest completed semester. It is the cumulative total of the products of actual grade point and its weightage upto last semester divided by total credits of all the semesters.

$$CGPA = \frac{\sum_{i=0}^n c_i g_i}{\sum_{i=0}^n c_i}$$

CGPA: Cumulative Grade Point Average shall be calculated for the entire Program by considering all the semesters taken together.

Note: If a student is permitted to repeat any semester/course, the new letter grade will replace the old letter grade in the computation of the CGPA. After calculating the SGPA for an individual semester and the CGPA for entire program, the value can be matched with the grade in the Grade Point table as per the Seven (07) Points

Grading System and expressed as a single designated GRADE such as O, A, B, etc...

**Illustration of Calculation :-**

The illustration for the conversion of marks into grades in theory and practical, if any in individual courses are as shown below:

**For e.g.: Pass in all the courses with more than 35% marks**


Courses in the semester	Marks % obtained	Grade	Grade Foists (G)	Credits (C) per course	$\sum CG = (CG)$	$SGPA = \frac{\sum CG}{\sum C}$
Course-I	55	B	4	4	16	70/30= 2.33
Course-II	60	B	4	4	16	
Course-III	70	A	5	4	20	
Course-IV	80	O	6	3	18	
Passes Credit earned = 30				$\sum C = 15$	$\sum GC = 70$	Grade = B

**Reporting of Learners Performance (Grade Card)**

The grade cards can be issued to the Learners on the basis of the above calculations in a uniform format given by the University. The grade cards of the Examinations conducted by the University shall be signed by the Controller of Examination only as per the provision in the University Act.

The grade card will reflect the marks obtained by the Learner, Credit points of the individual as well as Semester, conversion of marks into grades calculation of SGPA for each individual semester and the CGPA for the complete Program at the end of the final semester.



  
**Principal**  
 Sevalal Mahila Mahavidyalaya  
 Umrer Road, Nagpur-9.

**DIPLOMA IN FASHION DESIGN**  
**SEMESTER-I**  
**ART ELEMENT**  
**PAPER-I**

**Theory : 60 + IA: 10**  
**Term Work : 30**

**Objectives:**

- To study the basic fundamentals, developing skill in drawing.
- To study the basic elements and principles of colours and design.

**UNIT-I**

Use of different media of colours for rendering like water colours, poster colours etc.

- Elements of Art
- Line
- Shape
- Direction
- Texture
- Value
- Colour

**UNIT-II**

The principles of Design

- Repetition
- Harmony
- Gradation
- Contrast
- Unity
- Balance

**UNIT-III**

- Colour Schemes
- Definition of Colour
- Light as a Source Colour
- Qualities of Colour (Hue, Value, Chrome), Psychological impact of colour.

**UNIT-IV**

- Paint
- Line
- Plane
- Illusion (Optical Illusion)
- Naturalistic Motifs
- Decorative Motifs
- Abstract Motifs

### Term Work:

- Term Work will be based on above mentioned topics.

### REFERENCES:

1. Bhagwal Garanan – Arvind Desai Kirual Art – A Basic Study
2. S. V. Bapat – Basic Design and Anthropometry.
3. Bride, M. – Whelan colour harmony : A Guide to creative colour combinations.
4. James Stockon, Vol. 1-5, Designer Guide to Colour.
5. Design Studies – Manmeet Sodhia.

## DIPLOMA IN FASHION DESIGN SEMESTER – I TEXTILE SCIENCE PAPER – II

Theory : 60 + IA : 10  
Term Work :30

### OBJECTIVES

- To impart knowledge of fibers, sources of fibers and their properties.
- To provide students the knowledge of yarn science and yarn properties.

### UNIT-I

- Introduction to textile fibers, classification of fibers based on source and origin.
- Manufacturing and properties (Primary and Secondary) of various fibers, cotton, linen, jute.
- Wool, silk, rayon, acetate and triacetate, polyamine (nylone 6, nylon 6.6) acrylics.
- Modacrylic, electrometric fibers.

### UNIT-II

- Different types of spinning - mechanical spinning and chemical spinning.
- Classification of yarns – carded and combed yarns, woolen and worsted yarns filament and spun yarns, simple and novelty yarns, bulk and textured yarns.
- Yarn properties of fabric – Yarn linear density, count, twist in y ears, twist direction, strength and uniformity.

### UNIT-III

- Physical properties of fabric – fabric strength, abrasion resistance, crease recovery.
- Stiffness, dropability, static electricity, thermal conductivity, air permeability, water repellency.
- Thickness, shrink resistance, pilling resistance.

### UNIT-IV

- Introduction to textile industry
- A brief study of the different of the textile industry and its contribution to Indian economy.

### TERM WORK

- Identification of Textile fibers by various methods.
  - Microscopic Test
  - Burning Test
- Study of flow chart of spg. System

- Carded yarn
  - Combed yarn
  - Yarn count calculations
  - Create a swatch file of all the commonly available fabrics in the Indian market.
- Preview to industrial

**References :**

1. Vilensky, "Textile Science", CBS Publication, New Delhi, 1999.
2. Mishra, S. P., "A Textbook of Fiber Science and Technology", New Age Intl., Delhi, 2000.
3. Eric Oxtoby, "Spun Yarns: Technology, Structure and Applications", Wiley Interscience, NY, 1978.
4. Corbman, "Textile Fiber to Fabric", McGraw Hill, Textile Science, Norma Hollen.
5. Textile Science, E. Gohl; L. Vilenstey Fundamentals of Textiles and their care Dantyagi.

## **DIPLOMA IN FASHION DESIGN**

### **SEMESTER-I**

### **BASIC CONSTRUCTION**

### **PAPER-III**

**Theory : 60 + IA : 10**  
**Sessional : 10**  
**Practical : 20**

**OBJECTIVES:**

- To impart knowledge of machines and tools used for sewing.
- To impart knowledge of drafting and its importance.
- To impart knowledge of different garment components.

**UNIT-I**

1. Anthropometric measurements – definition, instruments, precautions, landmarks and recording body measurements.
2. Standardization and size charts.

**UNIT-II**

1. History and types of sewing machines.
2. Different machine attachments.
3. Sewing machine parts, maintenance, common problem and their remedies.
4. Tools and equipments used for clothing construction.

**UNIT-III**

1. Fabric preparation
2. Handling fabrics
3. Suitability of different fabrics for different garments.
4. Knowledge of size of needles, threads and stitches according to the fabric.
5. Lining, inter lining, facing, interfacing.

**UNIT-IV**

1. A brief study of garment details-collars, sleeves, trimming, fasteners, pockets, plackets
2. Different style of garments – skirts, trousers, blouses, one piece dress and coats.



## **PRACTICAL**

### 1. Making samples of –

- Basic hand stitches – basting, back stitch, hemming visible/invisible.
- Types of seams – plain, run and fell, French, lapped, counter, mantua makers.
- Types of seam finishes – overlock, hand overcast, turned and stitched, binding.
- Fullness – types of darts, tucks, pleats, ruffles, frills and gathers.
- Neckline finishes binding, facing
- Plackets continuous 2 piece
- Zips and Fasteners
- Pockets patch, in-seam, patch with pleat, patch with flap.

### 2. Drafting and construction:

- Collars – Peterpan, sailor's cape, shawl, mandarin, stand and fall.
- Sleeves – puff, bell, cap, leg-o-mutton, Magyar, kimono, raglan.
- Yokes – straight, round, v-shape.

## **SESSIONAL:**

- Sessional work will be based on above mentioned topics.

## **REFERENCES**

- Thomas Anna Jacob, 'The Art of Sewing', UBS Publishers Distributors Ltd., New Delhi, 1994.
- Readers Digest Sewing Book.
- Verma G. "Cutting and Tailoring Theory", Asian Publishers, Delhi, 1999.
- Armstrong Helen Joseph, "Pattern Making for Fashion Designing"
- Mullick Prem Lata, "Garment Construction – The Technology of Clothing Manufacture, H. Carr, B. Lantham.
- Complete Guide to Sewing – Readers Digest Encyclopedia of Dress Making: R. Jewel.

# **DIPLOMA IN FASHION DESIGN**

## **SEMESTER – I**

### **TRADITIONAL TEXTILES**

#### **PAPER – IV**

**Theory : 60 + IA : 10**  
**Term Work : 30**

## **OBJECTIVES:**

- To impart knowledge of traditional designs and motifs of textiles.
- To introduce application of these motifs on different textiles.

## **UNIT-I**

### Traditional Textiles of India

1. Resist dyed textiles – bandhani, batik, patola, ikat, pochampalli.
2. Printed textiles – Sanganeri
3. Painted textiles - Kalamkari

## UNIT-II

1. Woven Textiles – brocade, jamavar, jamdani, chanderi, maheshwari, kanjivaram, paithani, baluchari.
2. Kashmir Shawls – Kashmiri capret, Namda, Gabba

## UNIT-III

1. Traditional embroideries of different regions of India – History, motifs, stitches, threads and colours of the following :
2. Kantha
3. Chamba rumal
4. Phulkari
5. Kashida

## UNIT-IV

1. Traditional embroideries of different of India – history, motifs, stitches, threads and colours of the following.
  - Chikankari
  - Kasuti
  - Kutch
  - Sindhi
  - Manipuri
  - Applique work of Orissa

## TERM WORK

1. Basic embroidery stitches – Running, stem, chain, back, open, chain, blanket, feather, herring bone, close hering bone, couching, lazy daisy, French knot, satin, long and short and Romanian.
2. Sample making of following traditional embroideries.
  - Kantha
  - Chamba Rumal
  - Phulkari
  - Kashida
  - Chikankari
  - Kasuti
  - Kutch
  - Sindhi
  - Manipuri
  - Applique

## REFERENCES:

1. Lynton Linda, "The Sari", Thames and Hudson
2. Sumathi, G. J. "Elements of Fashion and Apparel Design", New Age International Ltd., Publisher, New Delhi.
3. Chattopadhyay, K. "Handicrafts and Industrial Arts of India", Taraporewala Sons & Co. Pvt. Ltd., Mumbai, 1960.
4. Saraf, D. N. "Indian Crafts", Vikas Publishing House Pvt. Ltd., 1982.

5. Naik Shailaja, D. "Traditional Embroideries of India", APH Pub. Corp., New Delhi, 1996.
6. Paine Sheila, "Embroidered Textiles", Thames and Hudson Ltd., 1990
7. Chattopadhyay, K. "Indian Embroidery", Wiley Eastern Ltd., New Delhi, 1977.
8. Marrel A. "The techniques of Indian Embroidery", B. T. Batsford, London, 1992.

**DIPLOMA IN FASHION DESIGN**  
**SEMESTER – I**  
**COMPUTER FUNDAMENTALS**  
**PAPER – V**

**Theory : 60 + IA : 10**  
**Term Work : 30**

**OBJECTIVES**

- To learn the basic computer concepts.
- To understand the scope and concept of information technology.

**UNIT-I: Computer Fundamentals**

- Overview of computer system.
- Characteristics of Computer.
- Types of computer (Desktop, Laptop, Tablet, PDAS)
- Classification of Hardware and Software.

**UNIT-II: Anatomy of Computer**

- Memory (Primary, Memory and Secondary Memory)
- Primary Memory (RAM, ROM, CACHE)
- Characteristics of Memory (Volatile, Mutability, Accessibility and Addressability)
- Secondary Memory (Hard Disk, Optical Storage Device, Flash Drive)

**UNIT-III: Input and Output Devices**

- Input devices (keyboard, mouse, pens, touch screens, digitizers, scanners)
- Output devices (Printer; Dot Matrix, Laser and Inkjets, Monitors, Plotters)
- Operating System (Windows XP)
- Application Software and System Software.

**UNIT-IV: Network and Data Communication**

- Network Topology (Bus, Network, Star Network, Ring Network)
- Types of Network (LAN, WAN, MAN)
- Communication Channels: Wired Technology (Twisted Pair Cable, Coaxial Cable, Fiber Optical Cable)
- Communication Channels: Wireless Technology (Micro Wave, Satellite, Bluetooth)
- Introduction to Internet (Search Engine and Chat Services)

**Term Work:**

1. Motif development for specific end use symmetrical / asymmetrical, balanced, unbalanced
2. Use MS Word Processor application to create documentation on any topic of student's interest. (limitation: only two pages)
3. Use MS power point presentation application and create PowerPoint presentation on Traditional Sarees, Flow chart of Spinning and Weaving, Indian Fashion Designer.

**REFERENCES:**

- Winfred Aldrick, "CAD in Clothing and Textiles", Blackwell Science, 1994.
- Annual World, "Computer in the World of Textiles Institute", UK, 1984.

**DIPLOMA IN FASHION DESIGN**  
**SEMESTER – I**  
**ENGLISH**  
**PAPER– VI**

**Theory : 60 + IA : 10**  
**Term Work : 30**

**OBJECTIVES**

- To enable students to understand the language for better performance.

**UNIT-I**

- Rapid Review of Grammar – Correction of Common errors, use of phrases and Idioms
- Study of Grammatical items in contexts, nouns, pronouns, adjectives, comparative adjectives, adverbs, gerund, prepositions, voice, tenses, if clauses, direct and indirect speech.

**UNIT-II**

- Articles,
- Prepositions
- Translation of Sentences
- Punctuation
- Direct and Indirect Speech

**UNIT-III**

- Paragraph Writing
- Evaluation of perception based on paragraph

**UNIT-IV: VOCABULARY BUILDING**

- (Reporting verbs), concord vocabulary, synonyms, antonyms.
- Homonyms, homophones, hyponyms, affixes, reference words, phrase, verbs and prepositional phrases.

**TERM WORK:**

**Students are expected to practice effective oral and written communication**

- i. Paper reading session (presented by the students)
  - ii. Practice of face to face conversation
  - iii. Listening & summarizing (listening carefully to passage & summarizing the important points)
  - iv. Letter writing as per
- Continuous assessment of the above mentioned assignment & one presentation on any given topic.

**REFERENCES:**

1. Business Communication, Ed. Om. P. Juneja and Aarti Mujumdar, Hyderabad, Orient Blackswan, 2010.
2. Textbook of Business Communication, Anjali Kalkar, R. B. Suryawanshi, Amlanjyoti Sengupta, Hyderabad: Orient Blackswan, 2010.

**DIPLOMA IN FASHION DESIGN**  
**SEMESTER-II**  
**FASHION ILLUSTRATION**  
**PAPER-I**

**Theory : 60 + IA : 10**  
**Practical : 20**  
**Sessional : 10**

**OBJECTIVES:**

- To help students to understand design fundamentals, elements and principles of design.
- To understand the fashion design concepts.
- To understand illustration techniques and colour theories.

**UNIT-I**

- Drawing of a body parts –nose, ear, eyes, lips, face, hands, arms, legs, and hair style.
- Drawing of fashion figure – male female, children(boy, girl).
- Drawing of S,Z,T female figure  $\frac{3}{4}$  profile view.

**UNIT-II**

- Technical & stylized illustration .
- Illustration draping on female fashion fig. swim wear, gown, A-line dress coat ,pant, & jacket.
- Illustrating Indian & Western costume on male & female croqui.

**UNIT-III**

- Scope and brief history of fashion illustration of 20th to 21st Century.
- Fashion accessories- Introduction and illustration of headgears, foot wears, bows, ties, belts, Handbags, gloves, jewellery.
- Drawing arts –body art pop art.

**UNIT-IV**

- Classic and innovative fashion details – necklines, collars, sleeves, waistlines, cuffs.
- Skirts, trousers, yokes, waistlines, pockets, etc.
- Illustration of garments-rendering fashion figure using different medium.

**SESSIONAL WORK:**

- Sessional work will be based on above mentioned topics.

**PRACTICAL :**

1. Introduction to art media and its applications – different art media, pencils, erasers, colour poster, fabric, water, pencil, oil, pastels, charcoal pencils
2. Free hand drawing and colour rendering of objects (one for each category)
  - \* Natural shapes and forms, landscapes,
  - \* Realistic and abstract patterns. Difference between technical and stylized illustration
3. Accessories rendering -drawing and rendering in fashion used by men & women such as, belts, bags, stoles , jewellery ,footwear.
4. Fashion model drawing basic figure proportion (croqui, heads, ears, nose, legs, arms and hairstyles). Flat sketches –line drawing of different in 2D forms,such as skirts,

- pants ,blouses ,skirts ,dresses ,jackets ,and sportswear.
5. Figure drawing in S, X, T, Y poses.
  6. Rendering of different textures: woven, knitted, satin, fur, leather, net, denim.

#### REFERENCES

1. Fashion design and illustration – Pradeep Kumar
2. Fashion Illustration – Neety Sharma
3. Fashion Design Illustration – Patric John Ireland
4. Inside Fashion Design – Sharon Lee ta.

## **DIPLOMA IN FASHION DESIGN**

### **SEMESTER-II**

### **FABRIC CONSTRUCTION**

### **PAPER - II**

**Theory : 60 +IA: 10**

**Term Work : 30**

#### OBJECTIVES

- To impart knowledge of fabric manufacture and fabric properties.
- To enable students to understand fabric structures and to analyse them.

#### UNIT-I

1. What is weave? Basic weave and characteristics.
2. Warp and weft yarn. Preparation of warp and weft yarns for weaving
3. Different types of warping.
4. Basic weaving concepts– basic motions of weaving: Primary & Secondary motions

#### UNIT-II

- Parts of a simple loom and their function.
- Classification of looms.
- Hand loom and power Loom.
- Shuttle looms and Shuttleless looms
- Jacquard and dobby weave.

#### UNIT-III

1. Graphical representation of lift weaves with drafting and lifting plan.
2. Lift plaining according to different weave.
3. Difference between woven and non-woven.

#### UNIT-IV

1. Knit. Basics of knitting.
2. Difference between Woven and Knit.
3. Bonded Fabric – Felting, bonding, knotting, lace making and braiding

#### TERM WORK:

1. Making of samples of different weaves – plain weave, satin weave, twill weave.
2. One article using any decorative weave construction method.(Macrame, Lace Making
3. Identification of weaves through graphical representation.

4. Collection of different samples of fabric (Different woven, knitted and non woven)
5. Visit to Textile Industry and submit a report on it.

### REFERENCES

1. Norma Hollen- Textiles
2. M. Schik – Surface Characteristics of Fiber and Textiles
3. N. N. Banerjee (Vol.I and II)
4. Knitting Technology – David J. Spencer
5. Knitting Technology – Dr. D.B. Asgaonkar
6. Understanding Textiles – Billie J. Collier, Phyllis, G. Tortora

## DIPLOMA IN FASHION DESIGN SEMESTER-II CLOTHING MANAGEMENT PAPER – III

**Theory : 60 + IA : 10**  
**Term Work : 30**

### OBJECTIVES

- To study the budget of clothing, wardrobe planning.

### UNIT-I

Factors affecting selection of clothing

- a. Psychological
- b. Professional
- c. Economical
- d. Sociological
- e. Environmental Comfort
- f. Comfort as a human need

### UNIT-II

Fabric embellishment techniques

- a) Tie and dye
- b) Batik
- c) Stencil printing ,block printing, screen printing ,quilting ,patch work ,fabric styling

### UNIT-III

Dart manipulation –definition, methods , (slash and spread method, pivot method) charting dart location

- a) Preparing princess bodice .(A- line )
- b) Basic dress foundation –front and back bodice and skirt.
- c) Pattern alteration

### UNIT-IV

- a. Homemade, tailor made and readymade garments and their merits and demerits.
- b. Clothing care as related to mending and renovation.
- c. Designing with darts, tucks, flares, and gathers



## **TERM WORK :**

Prepare portfolios of samples

- Making samples of tie and dye, batik, block, screen printing, stencil, quilting, patch work, fabric swatches
- Survey of readymade garments(portpolio)

## **REFERENCES**

1. G. S. Frings –Fashions from Concept to Consumer
2. Readers Digest – Complete Guide to Sewing
3. D. Peterson – Textile Colour Mixing
4. Dr. Panna Akhani and Mrs. Date – Child Development
5. Wini Fred Aldrich – Metric Pattern Cutting.

# **DIPLOMA IN FASHION DESIGN**

## **SEMESTER-II**

### **CONCEPT OF FASHION**

#### **PAPER-IV**

**Theory : 60 + IA : 10**  
**Term Work : 30**

## **OBJECTIVES**

- To create awareness about clothing culture.
- To impart knowledge of clothing communication and fashion expression.

## **UNIT – I**

1. Origin of clothing – theory of protection, modesty and self-adornment.
2. Fashion terminology – fashion, style, fad, classic, stereotype, boutique, croquis, fashion trends, haute couture, designer, prêt-a-porter, silhouette, HI-fashion, mass fashion and knock-offs.

## **UNIT – II**

1. Fashion definition, principles, components (silhouette, details, textures and colour)
2. Fashion forecast.
3. Factors affecting fashion (social, economic, psychological)
4. Fashion cycle stages, broken fashion cycle and length of fashion cycles.

## **UNIT – III**

1. Fashion adoption theories, trickle down, trickle across and bottom up theory.
2. Business of fashion.
3. Marketing in fashion.

## **UNIT – IV**

1. Clothing requirement for different age groups
2. National and International designers of 20<sup>th</sup> and 21<sup>st</sup> Century- their profile, collection and contribution to fashion world.

## **TERM WORK**

- Sessional work will be based on above mentioned topics.

## REFERENCES:

1. Kathryn Mekelvy, "Fashion Source Book", Blackwell Science, UK.
2. Sharopn Le Tate, "Inside Fashion Design", Harper and Row Pub., NY.
3. Carter L. "The Changing World of Fashion", G. P. Panama's Sons, NY.
4. Horn M. J. "Second Skin"
5. Bosien, "Study of Clothing", Houghm Mifflin Company.
6. Kalgen Mary, "Study of Clothing", Houghm Mifflin Company
7. Elanine Stone, "Dynamics of Fashion".

## DIPLOMA IN FASHION DESIGN SEMESTER-II COMPUTER APPLICATION PAPER-V

**Theory :** 60 + IA: 10  
**Practical :** 20  
**Sessional :** 10

### OBJECTIVES

- To impart basic computer knowledge to students.
- To enable students to understand the rules of I.T. in automation, fashion and apparels.

### UNIT – I

1. Introduction to photoshop –definition of layers, colour modes , RGB colour model, CMYK colour model, pixel ,vector, resolution, main menu bar.
2. Basic platforms and tools , layers , rastering the layer .
3. Working with layers , style , layers parameters , image editing , special effects .
4. File formats .saving the file in PSD, JPEG, EPS, or DCS format, exporting images .

### UNIT – II

1. File formats, saving the file, convert to pdf file .
2. Word Processing, worksheet, basic database, business charts (Pie, Line, Bar etc.) operations and professional presentation formations.

### UNIT – III

1. Computer Application in various field of fashion communication through digital techniques, fashion photography, latest scanners.

### UNIT – IV

1. Currents trends, internet, client, server, web browser, website, hyperlink, URL, e-mail, file attachment, downloading and saving of file, configuration and applications.

### PRACTICAL

Theoretical Background to be done in Practical Classes

1. Creating brochure , business cards ,or visiting cards, creating different layers on photoshop .
2. Word processing, software, preparation, saving and printing of text documents, convert word documents to PDF .

### SESSIONAL WORK

- Sessional work will be based on above mentioned topics.

### REFERENCES

1. Winfred Aldrick, "CAD in Clothing and Textiles", Blackwell Science, 1994.
2. Annual World, "Computer in the World of Textiles Institute", UK, 1984.

## **DIPLOMA IN FASHION DESIGN** **SEMESTER-II** **WRITING SKILLS** **PAPER-VI**

**Theory : 60 + IA : 10**

**Term Work : 30**

### OBJECTIVES

The objective of this course is to assist the degree holders to acquire proficiency, both in spoken (oral) and written language. At the end of the course, the student will be able to develop comprehension, improve vocabulary, develop grammatical ability, enhance writing skills, correspond with others and enhance skills in spoken English.

### UNIT - I

Clause. Types of Clause. Types of sentences and how to form sentences. Comprehensive reading and writing. Writing, coherence, cohesion (use of discourse markers) and punctuation, use of titles, nonverbal devices, layout, revision strategies, reading techniques.

### UNIT - II

Letter writing - Formal / informal letters, Types of letter writing. Business Letters - Application letter, inquiries and replies, orders and their execution, complaints and their adjustments. Formal letters - letters thanking the recipients, announcing functions, extending invitations, congratulating associates on important occasions, letters of application (resumes), apology and complaint letters to the editor. Business correspondence: - Principles of correspondence, language, style, tone.

### UNIT - III

Report writing - Meaning and its planning. Writing progressive report. Report presentation style. Types of report writing. Individual and committee reports, investigation reports (losses, strikes, declines), survey report (Examining feasibility of proposals) Inspection reports (of departments, branch, factory). Technical writing - the structure of organizing writing - paragraph.

Article writing. Writing articles and reading. Its importance in fashion world. Practice on fashion related topic or functions held around you.

### UNIT - IV

Essay writing. Steps involved for writing essay. Forming sentences and content. Paragraph alignments in essay. Topics for practicing.

### TERM WORK

1. Six home assignments on comprehensive writing and reading.
2. Remedial grammar may be practiced in tutorial and periods.

3. Home assignments (minimum ten) on business letters, report writing
4. Introducing self and others
5. Paper reading (to collect fashion articles).
6. Group discussion (Importance of group discussion, public speech should be practiced).
7. Essay writing on five given topics.
8. Seminar presentation on any fashion magazines.

#### RECOMMENDED BOOKS:

1. Essential of Business Communication by Pal and Rorualing, Sultan Chand and Sons.
2. The Essence of Effective Communication, Prentice Hall of India.
3. New Design, English Grammar, Reading and Writing Skills by A. L. Kohli (Course A and Course B), Kohli Publishers, Chandigarh.
4. New Design English Reading and Advanced Reading Writing English for Class XI and XII by M. K. Kohli and A. L. Kohli, Chandigarh.
5. A Practice English Grammar by Thomson and Marlinet
6. Spoken English by V. Sasikumar and P. V. Dhamija, Tata McGraw Hill.
7. English Conversation Practice by Ground Taylor, Tata McGraw Hill

## DIPLOMA IN FASHION DESIGN SEMESTER-II INDUSTRY TRAINING

Grade

Grade for in-plant training will be given by industry based on performance of the students on the basis of report submitted by the students.

Criteria for grading :

Excellent :	A+ (above 80%)
Very good :	A (above 60%-80%)
Satisfactory :	B (above 50%-60%)
Sufficient :	C (above 40%-50%)
Poor :	D (below 40%)

#### INDUSTRY TRAINING

- Two weeks training in the Garment industry, EOU, Textile Mill, Textile and Garment Printing unit, Cottage Industry, Boutique, Studio, Production unit of a fashion designer. Retail outlet for garment or a brand of garment and embroidery unit.
- The organization can be government, semi government, government

Ltd., Public sector or a private firm.

- Detailed report of the internship along with the organization working nature, different departments its personnel, Job undertaken, references, observations , production process etc.
- The report should also include the work done by the student during his/her internship with special emphasis on skills learned during the period.
- The report should be accompanied photographs and the certificate from the head of the organization.



  
**Principal**  
Sevalal Mahila Mahavidyalaya  
Umrer Road, Nagpur-9.

**ADVANCED DIPLOMA IN FASHION DESIGN**  
**SEMESTER-III**  
**PATTERN MAKING - I**  
**PAPER-I**

**Practical : 80 Marks**  
**Term Work : 20 Marks**

**OBJECTIVES**

1. To develop the skill of adapting basic block for different styles.
2. To develop skills of creating different silhouettes and patterns.

**UNIT - I**

Study of standard size charts of kids, female, male

Basic block construction (size - 12)

- Fitted bodice block
- Semi-fitted bodice block
- Dartless bodice block

**UNIT - II**

Basic block construction (size 12)

1. Basic skirt block
2. Basic trouser block
3. Basic torso block
4. Basic straight sleeve block.

**UNIT - III**

1. Draft and its types and placements
2. Draft manipulation techniques
  - o Pivot method
  - o Slash and spread technique
3. Preparing princess bodice
4. Sleeve bodice

**UNIT - IV**

1. Difference set in and growth on sleeves
2. Raglan sleeve bodice block
3. Two piece sleeve
4. Preparation of
  - Leg-o-mutton sleeve
  - Puff sleeve
  - Lantern sleeve
  - Belt sleeve
  - Bell sleeve

**TERM WORK :**

1. Prepare half size sample of garments mentioned unit I to Unit IV.

**REFERENCES**

1. More dress pattern - Natalie Bray
2. Garment technology - Gerry Cooklin
3. Pattern making for fashion design - Helen Joseph Armstrong
4. Pattern cutting made easy - Gillian Holman

**ADVANCED DIPLOMA IN FASHION DESIGN**  
**SEMESTER - III**  
**SURFACE ORNAMENTATION**  
**PAPER - II**

**Theory : 60 + IA : 10**  
**Practical: 20**  
**Sessional : 10**

**OBJECTIVES :**

1. To learn various techniques of surface ornamentation.
2. To learn application of these techniques in fashion designing.

**UNIT - I :**

- 1 Study of crochet in reference to meaning, history and technique used in it.
- 2 Study of tatting in reference to meaning, history and technique used in it.
- 3 Application of laces

**UNIT - II :**

- 1 Study of tie and dye technique in reference to meaning, types and styles used in it for various material.
- 2 Study of Batik technique in reference to meaning, types and styles used in it for various material.
- 3 Block printing in reference to meaning, types and techniques used in it for various material.

**UNIT - III :**

- 1 Study of smocking and appliqué.
- 2 Types of smocking in reference to meaning, types and techniques used in it for various material.
- 3 Application of smocking and appliqué work in fashion designing.

**UNIT - IV :**

- 1 Quilting and its types
- 2 Study of Quilting in reference to meaning, types and techniques used in it for various material.
- 3 Application of Quilting in fashion designing

**PRACTICAL WORK**

1. Preparing samples of tie and dye or Batik
2. Preparing one sample from anyone of the following (1) Smocking (2) Quilting (3) Crochet (4) Tatting

### **EVALUATION OF PRACTICAL WORK :**

1. One sample from 1st practical – 10 Marks
2. One sample from 2nd practical – 10 Marks
3. Folder of Work Done in semester – 10 Marks

### **SESSIONAL :**

Internal examination based on entire syllabus should be conducted by the college.

### **REFERENCES :**

1. Sewing (New Complete Guide) – Reader's Digest
2. Take-up crochet - Merchurst Ltd.
3. Quilting Patch Work and Applique Project Work – Dorothea Hall
4. Complete Guide to Sewing – Readers Digest

## **ADVANCED DIPLOMA IN FASHION DESIGN SEMESTER-III FASHION ILLUSTRATION PAPER - III**

**Practical : 80 Marks  
Term Work : 20 Marks**

### **OBJECTIVES**

1. To learn the basic design detail and rendering the croqui in different model.
2. Developing skill in drawing.

### **COURSE CONTENT:**

1. Experiment with different techniques, use soft leaded pencils, pastels, crayons, water colour, markers, inks, pens and charcoal – anything, in fact which can be used to reregister an identifiable mark.
2. Design and rendering fashion accessories hats, turbans, etc. shoes of different types, purses, goggles.
3. Basic Design Details: Flat sketches are shorthand methods of communicating design (neckline, collars, sleeves, pocket, gathers, yokes, skirts, trousers) a garment is combination of the colour, fabric, shape in details.
4. Do a research on nature, compile your work and make a composition of design inspired from nature.
5. Development of Mood board.
6. Development of story board
7. Development of colour board
8. Development of collection based on above boards.

### **EVOLUTION OF PRACTICAL**

1. Rendering croqui : 40 marks
2. Prepare a printed fabric with texture (8x8") : 40 marks



**TERM WORK:**

Prepare a portfolio based on above mentioned contents.

**REFERENCES:**

1. Fashion Design and Illustration – Pradeep Kumar
2. Fashion Illustration – Neetu Sharma
3. Fashion Design Illustrations – Patric John Ireland
4. Inside Fashion Design – Sharon Lee Late

**ADVANCED DIPLOMA IN FASHION DESIGN**  
**SEMESTER-III**  
**MARKETING AND VISUAL MERCHANDISING**  
**Paper – IV**

**Theory : 60+ IA : 10**  
**Term Work : 30**

**OBJECTIVES :**

1. To impart knowledge of marketing
2. To develop managerial skills

**UNIT – I**

- Market : meaning, types of market, market trends
- Market research & its method
- Interpretation of market demand.

**UNIT – II**

- Visual Merchandising : meaning, importance & characteristics
- Managerial skills & objectives
- Functions of Visual Merchandising
- Types of Visual Merchandising – objectives, functions and scope

**UNIT – III**

- Marketing : Definition, Principle & function
- The selling concept vs. marketing concept
- The marketing mix – The '4 P' concept its objectives, functions & methods

**UNIT – IV**

- Quality Control – meaning, concept and methods
- Fashion merchandising – meaning, concept and types
- Problems and prospects of fashion industry

**SESSIONAL :**

Internal examination based on the syllabus should be conducted by the college.

**REFERENCES :**

1. An Introduction to Quality Control for the Apparel Industry – Pradip Mehta
2. Industrial Organization Management – O. P. Khanna
3. Marketing Management – Philips Kohlar
4. Modern Business Organization and Management – Sherlekar

**ADVANCED DIPLOMA IN FASHION DESIGN**  
**SEMESTER-III**  
**DRAPING TECHNIQUES - I**  
**PAPER- V**

**Theory : 60 + IA : 10**  
**Term Work : 30**

**OBJECTIVES**

1. To understand the fundamentals of draping.
2. To understand the relation of design and fabric characteristics

**UNIT – I**

1. Introduction and importance of draping.
2. Tools and equipments required for draping.
3. Understanding fabric elements – grains, selvedge, seam allowance.
4. Draping terminology.

**UNIT – II**

1. Principles of draping / plumb theory.
2. Dress forms – types and uses, landmarks.
3. Principles of fit.
4. Understanding body types

**UNIT – III**

1. Notching theory
2. Evaluation of pattern design
3. Study of fabric characteristics of cotton, silk, chiffon, satin, tissue, net, crepe, denim and velour, velvet, knit.

**UNIT – IV**

1. Draping of basic bodice (1 and 2 darted) with neckline variation
2. Draping of basic skirt (1 and 2 darted) with neckline variation
3. Development of basic sleeve
4. Solving fitting problems at armhole, sleeve, neckline, croch, balance of bodice, skirt, pant.

**TERM WORK**

1. Fabric swatch – kit at least 25 swatches, along with the fabric characteristics.
2. Samples of basic bodice, basic skirt, basic sleeve.
3. Internal examination based on entire syllabus should be conducted by the College

**REFERENCES**

1. The Art of Fashion Draping – Connie Ampden
2. Draping in Fabric – Hilde Jaffe
3. Encyclopedia of dress making – R. Jewel.
4. Fabric form and flat pattern cutting – Winifred Aldrich.

# ADVANCED DIPLOMA IN FASHION DESIGN

## SEMESTER-III COMPUTER AIDED DESIGN - I PAPER – VI

Theory : 60+ IA : 10  
Term Work : 30

### OBJECTIVES :

1. To learn the application of computers in fashion industry
2. To understand computer graphics

### UNIT – I :

- Role of computers in fashion industry
- CAD, CAM, CIM, CAA, PDC
- Definition and functions
- CAD in designing (textile and fashion)
- Introduction to computerized sewing machine and embroidery machine

### UNIT – II :

- CAD in pattern making and grading
- CAD system description – information
- Flow process involved in pattern making
- Flow process involved in pattern grading

### UNIT – III :

- Computer Graphics Application
- Raster graphics and vectors graphics – definition, differences
- Importance of graphic files : JPEG, BMP, TIFF, GIF, CDR
- Resolution of graphic files

### UNIT – IV :

- Colour theory CMYK, RGB
- Introduction of different colour modes and modules
- Importance of grey scale
- Hue, saturation, balance

### SESSIONAL :

Internal examination based on syllabus should be conducted by the college.

### REFERENCES :

1. Renee W. Chase, CAD for fashion design
2. Computers in Textiles, All India Council for Technical Education.
3. Clothing Technology – Hannelore Eberle et. Al., Verlaag
4. Lacob Solinger, Apparel Manufacturing Handbook, Second Edition
5. Cameronluther, Carrier in Textile and Fashion Designing

# ADVANCED DIPLOMA IN FASHION DESIGN

## SEMESTER-III

### INDUSTRY TRAINING

Grade

Grade for in-plant training will be given by industry based on performance of the students on the basis of report submitted by the students.

#### Criteria for grading :

Excellent :	A+ (above 80%)
Very good :	A (above 60%-80%)
Satisfactory :	B (above 50%-60%)
Sufficient :	C (above 40%-50%)
Poor :	D (below 40%)

#### INDUSTRY TRAINING

- Three weeks training in the Garment industry, EOU, Textile Mill, Textile and Garment Printing unit, Cottage Industry, Boutique, Studio, Production unit of a fashion designer. Retail outlet for garment or a brand of garment and embroidery unit.
- The organization can be government, semi government, government Ltd., Public sector or a private firm.
- Detailed report of the internship along with the organization working nature, different departments its personnel, Job undertaken, references, observations , production process etc.
- The report should also include the work done by the student during his/her internship with special emphasis on skills learned during the period.
- The report should be accompanied photographs and the certificate from the head of the organization.

**ADVANCED DIPLOMA IN FASHION DESIGN**  
**SEMESTER-IV**  
**PATTERN MAKING - II**  
**PAPER-I**

**Practical : 80 Marks**  
**Term Work : 20 Marks**

**OBJECTIVES**

1. To develop the skill of adapting basic blocks for different styles.
2. To develop the skill of creating different silhouettes and patterns.

**UNIT-I**

Designing and Construction of

- 1.1. Applied Collars
  - a) Flat collar (Peterpan, sailor, Chelsea)
  - b) Band (mandarin, band with ruffle)
- 1.2. Grown-on-collar (rised)
- 1.3. Combination collar

**UNIT-II**

- 2.1 Modification of Raglan sleeve bodies
  - a) Saddle regain
  - b) Raglan with side body
  - c) Raglan with grown on yoke
  - d) Two piece raglan
  - e) Raglan with extra drape

**UNIT-III**

- 1.1 Basic silhouettes
- 1.2 Creating basic silhouettes from basic blocks
- 1.3 Types of flare and its creation methods
- 1.4 Midriff patterns

**UNIT-IV**

- 4.1 Designing and drafting and construction of classic shirt.
- 4.2 Designing and drafting of following styles and construction of any one.
  - a) Parallels
  - b) Trousers with pleated waistline
  - c) Slimline trouser
  - d) Work trouser

\*Prepare half size samples of all garments mentioned in the syllabus

**PRACTICAL**

- A) Design and prepare half size pattern of any two garments mentioned in the syllabus from Unit-I to Unit-IV.

**Evaluation of Practical Work:**

Designing - 05 Marks

Drafting - 05 marks

Accuracy of Detail - 10 Marks.

**SESSIONAL**

1. Internal examination based on entire syllabus should be conducted by the college.

**REFERENCES:**

1. More Dress Pattern - Nalalie Bray
2. Garment Technology - Gerry Cooklin
3. Pattern Making for Fashion Design - Helen Joseph Armstrong.
4. Pattern Cutting Made Easy - Gillian Holman.

**ADVANCED DIPLOMA IN FASHION DESIGN**  
**SEMESTER-IV**  
**ENTREPRENEURSHIP DEVELOPMENT**  
**PAPER-II**

**Theory : 60 + IA : 10**

**Term Work : 30**

**OBJECTIVES**

1. To encourage development of entrepreneurship among the students.
2. To give the knowledge of project development.

**UNIT - I**

1. Entrepreneurship - Definition, meaning and concept.
2. Qualities of successful Entrepreneur.
3. Entrepreneurship development - meaning
4. Objectives of Entrepreneurship development program

**UNIT - II**

1. Entrepreneurial development training - importance, objectives and methods.
2. Project reports and its importance
3. Government textiles policies.
4. Finance and bank loan

**UNIT - III**

1. Identification of business opportunities - market research and product analysis.
2. Small scale industry entrepreneurship - meaning and objectives
3. Steps for starting a small scale industry
4. Types of business organization

**UNIT - IV**

1. Introduction to Costing - Methods and Types
2. Break Even Analysis
3. Depreciation - Definition, Meaning and Methods

**TERM WORK**

1. Internal examination based on entire syllabus should be conducted by college.

#### REFERENCES

1. Entrepreneurial Development – S. S. Khanka
2. Dynamics of Entrepreneur Development – Vasant Desai
3. Modern Business Organization and Management – Sherlek.

## **ADVANCED DIPLOMA IN FASHION DESIGNING** **SEMESTER-IV** **DRAPING TECHNIQUES - II** **PAPER-III**

**Practical: 80 Marks**  
**Term Work: 20 Marks**

#### OBJECTIVES

1. Development of the skill to manipulate fabric on a 3-dimensional form.
2. To obtain harmony between design, fabric and form.

#### COURSE CONTENT:

1. Preparing bodice block with combination :-
  - a) Waistline variation
  - b) Armhole variation
  - c) Manipulating darts – necklines, underarm, shoulder
  - d) Stand Collar
2. Cowl bodice, neckline armhole
3. Halter neck bodice
4. Princess bodice
5. Shawl collar bodice
6. Basic skirt
7. Flaired skirt/circular skirt
8. Yoke skirt and Gore skirt

#### PRACTICAL

Draping and construction of any one garment from the syllabus

Evaluation of Practical Work:

Test Fit – 40 Marks

Final Garment – 40 Marks

#### TERM WORK:

Draping and construction of all the garments mentioned in the syllabus

#### REFERENCES:

1. The art of fashion draping by Connie Ampden C.
2. Draping in Fabric – Hilde Jaffe

3. Encyclopaedia of Dress Making – R. Jewel
4. Fabric, Form and Flat Pattern Cutting – Winifred Aldrich

**ADVANCED DIPLOMA IN FASHION DESIGN**  
**SEMESTER - IV**  
**COMPUTER AIDED DESIGN - II**  
**Paper – IV**

**Practical : 80 Marks**  
**Term Work : 20 Marks**

**OBJECTIVES :**

1. To understand pattern making and grading software.
2. To learn the combination of manual and digital creativity.

**COURSE CONTENT :**

**1. Introduction of CAD**

- Introduction to pattern Making Software
- Introduction to grading Software

**2. Photoshop :** Preparing a different prints and patterns

- Application of prints and patterns on croqui
- Using of corrections tools and Painting tools.

**3. Illustrator :** Preparing a different motifs for embroidery designs

- Application of tool and Techniques used in illustration
- Application of Prints and Textures on garments

**4. Corel Draw :** Developing a various types of Graphics with the help tool Bar.

- Application of colors to different graphics
- Application of tool and Techniques used in Corel Draw

**5. Scanning :** Scanning Patterns and doing Modifications as specific end use

**PRACTICAL :**

Illustrate garment design for the following by using term work

- Frocks – Different Styles
- Tops – Different Styles
- Skirts and Lehngas
- Salwar and Churidhars
- Shirts, T-Shirts (Woven, Knitted)
- Trousers and Pants (Full and Half)
- Gowns
- Kurta and Pyjama



- Princess line Dresses (Different Styles )
- Jewellery Designing, Accessories Designing, Foot-ware Deigning

**EVALUATION OF PRACTICAL :**

Preparing any one design from term work

- Colour Combination : 20Marks
- Viva : 20 Marks
- Designing of Patterns and Textures : 20 Marks
- Suitability of products : 20 Marks

**TERM WORK : Create the following designs**

1. Different types of collar
2. Different types of sleeves
3. Different types of necklines
4. Different types of Skirts
5. Designing of Different Fabric Prints & Textures
5. Croqui Illustration (M/F/C)
6. Accessories: Bags, Footwear, Hats, jewelery
7. Rendering a croqui with different Patters and textures.

**Note :** Prepare a portfolio of above mentioned term work

**REFERENCES :**

1. Rence Weiss Chase, CAD for Fashion Design
2. Chandak Ramesh, Corel Draw
3. John Hopkins, Fashion Drawing AVA Academia
4. Adobe Photoshop CS2, Tata McGraw Hill
5. Manuals of Lectra, Tukacad, Reachcad
6. Steven Stipelman, Illustrating fashion concept to creation
7. Fashion Designers, Handbook for Fashion Illustrator

**ADVANCED DIPLOMA IN FASHION DESIGN  
SEMESTER-IV  
TRADITIONAL INDIAN TEXTILES  
PAPER-V**

**Theory : 60 + IA : 10  
Term Work : 30**

**OBJECTIVES**

1. To introduce application of traditional designs and motifs textiles
2. To study intricate Indian textiles.

**UNIT – I**

Techniques used in Handloom Weaving

1. Study of shedding devices e.g. of textiles on which :

- a. Jala technique used
- b. Dobby technique used
- c. Jacquard technique used

#### **UNIT –II**

Study of Picking Devices e.g. of textiles in which:

2. Drop box technique used
3. Tilly technique used
4. Tapestry technique used

#### **UNIT – III**

1. Detail study of Ikat fabric
2. Types of Ikat – single and double
3. Warping
4. Dyeing

#### **UNIT-IV**

1. Aim, Objective and Working of
2. Khadi board
3. Weavers service centre
4. Handloom Corporation

#### **TERM WORK**

Internal examination based on entire syllabus should be conducted by the college

#### **REFERENCES**

1. Traditional Indian Costumes and Textile – Dr. Parun Bhatnagar
2. Textile weaving designs – W. S. Murphy.

## **ADVANCED DIPLOMA IN FASHION DESIGN SEMESTER - IV APPAREL DESIGN AND DEVELOPMENT PAPER - VI**

**Practical : 80 Marks  
Term Work : 20 Marks**

#### **OBJECTIVES :**

1. To develop the skill of construction of garment.
2. To develop the sense of aesthetics and creativity in giving final shape to the fabric.

#### **COURSE CONTENT :**

1. Princess line Kurta
2. Angarakha Kurta
3. Nehru Kurta
4. Kalidar Kurta

5. Saree Blouse
6. Belted Blouse
7. Nehru Jacket
8. Tailored / Denim Jacket

**EVALUATION OF PRACTICAL :**

Construction of any garment mentioned in the syllabus

Drafting : 20 Marks

Accuracy of Details : 30 Marks

Finished Garment : 30 Marks


**TERM WORK :**

Construction of all garments mentioned in the syllabus.

**REFERENCES :**

1. Encyclopedia of Dress Making – R. Jewel
2. Tailoring and Cutting – Zarpkar
3. Singer Perfect Fit – Cowler Creative
4. Sewing – Hilary More



  
**Principal**  
Sevalal Mahila Mahavidyalaya  
Umrer Road, Nagpur-9.



NAAC Re-Accredited with A Grade

## SEVADAL MAHILA MAHAVIDYALAYA, NAGPUR

Place for Higher Learning & Research (Research Academy)

Sakkardara Square, Umrer Road, Nagpur-440024 (M.S.)

### UGC SPONSORED COMMUNITY COLLEGE ADVANCED DIPLOMA IN FASHION DESIGN

#### Admitted Students List

Session : 2020-2021

S.No	Roll No	Name of the Student	Signature
1	ADFD 101	Ku. Akansha V. Shende	
2	ADFD 102	Ku. Chetana P. Bangre	
3	ADFD 103	Ku. Komal Bawiskar	
4	ADFD 104	Ku. Madhvi R. Bhusari	
5	ADFD 105	Ku. Mrunali Y. Kadav	
6	ADFD 106	Ku. Mrunali Kamble	
7	ADFD 107	Ku. Nikita G. Darvekar	
8	ADFD 108	Ku. Payal S. Sarve	
9	ADFD 109	Ku. Pooja D. Kahalkar	
10	ADFD 110	Ku. Preksha S. Yawalkar	
11	ADFD 111	Ku. Rajeshwari S. Dhande	
12	ADFD 112	Ku. Rameshwari S. Dhande	
13	ADFD 113	Ku. Sayali S. Wankhede	
14	ADFD 114	Ku. Sonali U. Choudhari	
15	ADFD 115	Ku. Sunita C. Barapatre	
16	ADFD 116	Ku. Vidhya M. Kondbattulwar	

**Dr. (Mrs.) H.A. Padole**  
Course Co-ordinator

**Dr. Ashish Lambat**  
Nodal Officer  
Community College

**(Prof. Pravin Charde)**  
Principal,  
Sevadale Mahila Mahavidyalaya,  
Nagpur





NAAC Re-Accredited with A Grade  
**SEVADAL MAHILA MAHAVIDYALAYA, NAGPUR**


Place for Higher Learning & Research (Research Academy)  
Sakkardara Square, Umrer Road, Nagpur-440024 (M.S.)


**UGC SPONSORED COMMUNITY COLLEGE  
DIPLOMA IN FASHION DESIGN**


**Admitted Students List**

**Session : 2020-2021**

S.No	Roll No	Name of the Student	Signature
1	DFD 001	Ku. Dipika Bhaurao Dolas	
2	DFD 002	Ku. Heena Rushij Makde	
3	DFD 003	Ku. Nayna Ravindra Goswami	
4	DFD 004	Ku. Neha Krushna Pimpalkar	
5	DFD 005	Ku. Pallavi Sanjay Rupawane	
6	DFD 006	Ku. Pallavi Shivram Bhagat	
7	DFD 007	Ku. Pranali Manoj Dupare	
8	DFD 008	Ku. Pratiksha Asaram Talekar	
9	DFD 009	Ku. Priya Nagendraprassad Tiwari	
10	DFD 010	Ku. Shahezadi Khan	
11	DFD 011	Ku. Trunali Suresh Wadichar	
12	DFD 012	Ku. Vaishnavi Shriniwas Golpalliwar	
13	DFD 013	Ku. Pallavi Nimje	

  
**Dr. (Mrs.) H.A. Padole**  
Course Co-ordinator

  
**Dr. Ashish Lambat**  
Nodal Officer  
Community College

  
**(Prof. Pravin Charde)**  
Principal,  
Sevadal Mahila Mahavidyalaya,  
Nagpur





NAAC Re-Accredited with A Grade

# SEVADALE MAHILA MAHAVIDYALAYA, NAGPUR

Place for Higher Learning & Research (Research Academy)

Sakkardara Square, Umrer Road, Nagpur-440024 (M.S.)

## UGC SPONSORED COMMUNITY COLLEGE ADVANCED DIPLOMA IN FASHION DESIGN

### Roll List of the Students

Session : 2019-2020

S.No	Roll No.	Name of the Student	Signature
1	SMMADFD 201	Ku. Ashlesha Kawale	
2	SMMADFD 202	Ku. Divyashree Ninawe	
3	SMMADFD 203	Ku. Kalyani Pande	
4	SMMADFD 204	Ku. Kavity Dhepe	
5	SMMADFD 205	Ku. Komal Shandilkar	
6	SMMADFD 206	Ku. Komal Sirsam	
7	SMMADFD 207	Ku. Naina Dhote	
8	SMMADFD 208	Ku. Neha Mulik	
9	SMMADFD 209	Ku. Nidhi Kathe	
10	SMMADFD 210	Ku. Nikita Atkare	
11	SMMADFD 211	Ku. Pallavi Raut	
12	SMMADFD 212	Ku. Pratiksha Janbandhu	
13	SMMADFD 213	Ku. Priya Kodane	
14	SMMADFD 214	Ku. Rekha Borkar	
15	SMMADFD 215	Ku. Roshani Thakre	
16	SMMADFD 216	Ku. Shruti Parvekar	
17	SMMADFD 217	Ku. Sneha Kawale	
18	SMMADFD 218	Ku. Snehal Uikey	
19	SMMADFD 219	Ku. Suchita Mohite	
20	SMMADFD 220	Ku. Supriya Dongare	
21	SMMADFD 221	Ku. Tejaswini Belekar	

**Dr. Mrs. H.A. Padole**  
Course Co-ordinator

**Dr. A.P. Lambat**  
Nodal Officer  
UGC Sponsored Community College

**( Prof. Pravin Charde )**  
Principal  
Sevadale Mahila Mahavidyalaya,  
Nagpur



NAAC Re-Accredited with A Grade

# SEVADAL MAHILA MAHAVIDYALAYA, NAGPUR

Place for Higher Learning & Research (Research Academy)

Sakkardara Square, Umrer Road, Nagpur-440024 (M.S.)

UGC SPONSORED COMMUNITY COLLEGE

DIPLOMA IN FASHION DESIGN

## Roll List of the Students

Session : 2019-2020

S.No	Roll No	Name of the Student	Signature
1	SMMDFD 101	Ku. Akansha V. Shende	
2	SMMDFD 102	Ku. Bhavana A. Wanve	
3	SMMDFD 103	Ku. Chetana P. Bangre	
4	SMMDFD 104	Ku. Hushali Y. Raut	
5	SMMDFD 105	Ku. Komal D. Bawiskar	
6	SMMDFD 106	Ku. Madhvi R. Bhusari	
7	SMMDFD 107	Ku. Mrunali D. Kamble	
8	SMMDFD 108	Ku. Mrunali Y. Kadav	
9	SMMDFD 109	Ku. Nikita G. Darvekar	
10	SMMDFD 110	Ku. Payal S. Sarve	
11	SMMDFD 111	Ku. Pooja D. Kahalkar	
12	SMMDFD 112	Ku. Pragati P. Raul	
13	SMMDFD 113	Ku. Preksha S. Yawalkar	
14	SMMDFD 114	Ku. Rajeshwari S. Dhande	
15	SMMDFD 115	Ku. Rameshwari S. Dhande	
16	SMMDFD 116	Ku. Sakshi R. Ajit	
17	SMMDFD 117	Ku. Sayali S. Wankhede	
18	SMMDFD 118	Ku. Shalu M. Shende	
19	SMMDFD 119	Ku. Shradha Y. Petkar	
20	SMMDFD 120	Ku. Sonali U. Choudhari	
21	SMMDFD 121	Ku. Sunita C. Barapatre	
22	SMMDFD 122	Ku. Swati U. Mishra	
23	SMMDFD 123	Ku. Vaishnavi N. Lute	
24	SMMDFD 124	Ku. Vaishnavi V. Sarve	
25	SMMDFD 125	Ku. Vidhya M. Kondbattulwar	

  
**Dr. Mrs. H.A. Padole**  
Course Co-ordinator

  
**Dr. A.P. Lambat**  
Nodal Officer

UGC Sponsored Community College

  
( **Prof. Pravin Charde** )  
Principal

Sevadal Mahila Mahavidyalaya,  
Nagpur



NAAC Re-Accredited with A Grade

# SEVADAL MAHILA MAHAVIDYALAYA, NAGPUR

Place for Higher Learning & Research (Research Academy)  
Sakkardara Square, Umrer Road, Nagpur-440024 (M.S.)

## UGC SPONSORED COMMUNITY COLLEGE

### DIPLOMA IN FASHION DESIGN

#### Roll List of II Semester Students

Session : 2018-2019

Sr.No.	Roll No	Name of the Student	Signature
1	SMMDFD 101	Ku. Anjali S. Tonge (Bobde)	
2	SMMDFD 102	Ku. Ashlesha D. Kawale	
3	SMMDFD 103	Ku. Divyashree V. Ninave	
4	SMMDFD 104	Ku. Hina V. Waghmare	
5	SMMDFD 105	Ku. Kalyani R. Pande	
6	SMMDFD 106	Ku. Kavita B. Dhepe	
7	SMMDFD 107	Ku. Komal G. Shandilkar	
8	SMMDFD 108	Ku. Komal V. Sirsam	
9	SMMDFD 109	Ku. Manisha K. Sonwane	
10	SMMDFD 110	Ku. Naina D. Dhote	
11	SMMDFD 111	Ku. Neha R. Mulik	
12	SMMDFD 112	Ku. Nidhi S. Kathe	
13	SMMDFD 113	Ku. Nikita C. Atkare	
14	SMMDFD 114	Ku. Pallavi S. Raut	
15	SMMDFD 115	Ku. Prajakta K. Dangale	
16	SMMDFD 116	Ku. Pratiksha V. Janbandhu	
17	SMMDFD 117	Ku. Priya B. Kodane	
18	SMMDFD 118	Ku. Priyanka L. Mane	
19	SMMDFD 119	Ku. Rajani G. Burande	
20	SMMDFD 120	Ku. Rekha P. Borkar	
21	SMMDFD 121	Ku. Roshani K. Thakre	
22	SMMDFD 122	Ku. Shyamali A. Subhedar	
23	SMMDFD 123	Ku. Shrutika D. Parvekar	
24	SMMDFD 124	Ku. Shweta M. Kadve	
25	SMMDFD 125	Ku. Sneha D. Kawale	
26	SMMDFD 126	Ku. Snehal A. Uikay	
27	SMMDFD 127	Ku. Sonam B. Sayare	
28	SMMDFD 128	Ku. Suchita M. Mohite	
29	SMMDFD 129	Ku. Supriya V. Dongre	
30	SMMDFD 130	Ku. Tejaswini N. Belekar	
31	SMMDFD 131	Ku. Vijaya A. Sawarkar	

**Dr. Ashish Lambat**

Noddle Officer

UGC Sponsored Community College  
Sevadal Mahila Mahavidyalaya  
Nagpur.







**(Prof. Pravin Charde)**

Principal,  
Sevadal Mahila Mahavidyalaya,  
Nagpur.



# Minutes of Meeting

As per the notice dated 04/09/2018 a meeting of faculty Incharge of Science & Home Science along with Nodal officers of UGC Sponsored courses sanctioned to Senada Mahila Mr, Nafpur was called on 04/09/18 at 01:00 pm by Hon'ble Principal in Principal Chamber. Following members were present in the meeting

1. Prof. Dr. Pravin Charde Principal (Chairperson) 
2. Prof. P. S. Deshpande H.S. (Faculty Incharge) 
3. Dr. Mr. A.S. Mahakalkar Science (Faculty Incharge) 
4. Dr. A.P. Lambat Nodal officer 
5. Mr. S. R. Nimbarte Nodal officer 
6. Dr. Mr. S. V. Dubey Nodal officer 

Following agenda was discussed

Agenda 1) Acceptance of Courses to UGC  
It was decided that acceptance letter should be sent to UGC, N. Delhi

Agenda 2. Letter to University for BOM and BOS of Community College  
It was decided that letter should be communicated to Hon'ble Vice-Chancellor, RIMNU, Nagpur for nominating University representatives on BOM and BOS of Community College, Senadal Mahila Mr, Nagpur.

Agenda 3. Allocation of Infrastructure to Community College and BVOC Courses.

It was decided that for Community College Room No. 208, 209 and 210 should be allocated to Community College while Biotechnology and Biochemistry laboratory should be allocated to BVOC Courses.


All the details discussed should be sanctioned and forwarded on a separate sheet (which should include a) infrastructure details b) list Equipments c) Equipment to be ordered d) Existing departmental library e) Departmental Books required f) Instruments and Equipment required) as per discussion in meeting

Agenda 4: Press news to be prepared and circulated

It was decided that press news to be prepared and given to all Reporter for publicity.

Since there was no matter for further discussion meeting ended with thanks to chair.


1. Prof. Pravin Charde Principal (Chairperson)





12-9

2. Dr. Mgr. A.S. Mahakalkar Science M.A. Sahakar (Faculty Incharge)

3. Prof. P. S. Deshpande Home Science P.S. Deshpande  
(Faculty Incharge)

4. Dr. A. P. Lambat Nodal officer 

5. Dr. Mrs. K. V. Dubey Nodal officer 

6. Mrs. S. R. Nimbarte Nodal officer 

# Minutes of Meeting

10/09/18

As per the notice dated 12/09/2018 the Hon'ble Principal has called for meeting of Nodal officers and Course Co-ordinator of BPOC and Community College Courses sponsored by UGC, N. Delhi. The meeting was attended by following

1. Prof. Pravin N Charde Principal (Chairperson) PC
2. Dr. Ashish Lambat Nodal officer AL
3. Dr. Mrs. K.V. Dubey Nodal officer SD
4. Mrs. S.R. Nimbarte Nodal officer : SN
5. Dr. Mrs. H.A. Padole Course Coordinator (Fashion Designing) MP

The meeting started with following agenda

Agenda 1. To confirm the minutes of last meeting  
The minutes of last meeting were read and confirmed by all.

Agenda 2: List of Admitted students in Community College and BVOC courses.

List of Admitted student with admission form was submitted to Hon'ble Principal's office.

Agenda 3: Submission of Enrollment form of University for BVOC Courses to Mr. L.R. Wajari

It was decided that Mr. L.R. Wajari will look after all the enrolment of all the students enrolled in BVOC Courses.

Agenda 4: Submission of T.C. to Mr. S.M. Dewajwar for "Dakhal Kharij"

It was decided that ~~Mr. S.M. Dewajwar~~ Mr. S.M. Dewajwar will look after all clerical work of BVOC and Community College. He will be handling all Dakhal Kharij of BVOC and Community College.

Agenda 5: Progress about Printing of Stationery for Community College (Textile Design) and B.VOC Courses.

The Prospectus of B.VOC and Community College were printed following things need to be printed urgently

- 1) Letter Head (B.VOC & Community College)
- 2) Envelop
- 3) T.A & D.A. Form
- 4) Enrolment Form
- 5) Exam Form
- 6) Etc.

Examination fees of Rs. 1000/- to be collected from student

To design the Examination bylaws and Examination pattern for Community College.

Agenda 6: Collection of Examination Form

It was decided that for B.VOC Courses the examination form should be collected immediately.

Examination fees of Rs. 1000/- to be collected from student per seat.

Agenda 7<sup>th</sup>: Any other matter with permission of chair






1) Letter of Nomination of Dr. Sudhir ~~Gurav~~ Fulxale on Board of Management of Community College was put on record and it was decided to issue the letter regarding the same.

2) Letter of Nomination of Dr. Varsha Mankar on Board of studies of Community College ~~runned~~ fashion designing ~~was put on~~ sanctioned by R.F.M.N.U was put on record and it was decided to issue the letter to her from our college for her information.

3) Issue of letter to Mr. M. L. Wanjari and Mr. S. M. Dewajwar for B.V.O.C and Community College work.

Since there was no matter on agenda the meeting ended with thanks to chair.



1. Prof. Poarin Charde Principal  
(Chairperson) 
2. Dr. A.P. Lambat Nodal officer  
Community College. 
3. Dr. Mrs. K.V. Dubey Nodal officer  
Bvoc 
4. Mrs. S.R. Nimbarte Nodal officer  
Bvoc 
5. Dr. Mrs. H.A. Padole Course Coordinator  
Community College. 

## Notice

This is to inform<sup>to</sup> Board of Management of UGC sponsored Community College in Textile (Fashion Designing) and Board of studies that a meeting is scheduled on 26<sup>th</sup> Sept 2018 at Hon'ble Principal's Chamber at Senadal Malwla Mahavidyalaya & Research Academy, Nagpur at 12:00 noon.

Following Agenda will be discussed in the above said meeting.

1. Appointment of Ms. Neha Suryawanshi, Ms. Shilpa Gautam, Dr. Mrs. Hemlata Padole and Mrs. Sharda Kodwate as Teaching and Non Teaching faculty respectively.
2. Approval to Syllabus submitted to UGC and Supplementation (Minor Correction's if any)
3. Allotment of Syllabus to teaching faculty (Workload distribution)
4. Question paper setting pattern,

Page No. \_\_\_\_\_  
Date \_\_\_\_\_  
moderation of Question paper,  
valuation of Answer book and  
declaration of results.

5. Approval of designed Certificate  
from University (RIMNU)

6. Dress Code for Community College &  
BIOC Courses.

7. Any other matter with permission  
of Chair.



Prof. Pravin Chande  
Principal

  
24/09/18.

Dr. Ashish Lambat  
Nodal officer



Dr. Mrs. A. A. Padole  
Course Coordinator.

# Minutes of Meeting

As per the notice dated 24<sup>th</sup> Sept'18, the Hon'ble Principal has called for meeting of Board of Management of Community College for Textile (Fashion Designing) and Board of studies.

The meetings were attended by following members.

1. Shri Sanjayji Shende - Chairperson -
2. Prof. Pravin Charde - Secretary - IPB
3. Dr. Mrs. S. R. Shende - Co-chairperson -
4. Dr. Sudhir Fulzele - Uni-Representative -
5. Dr. A. P. Lambat - Nodal officer - Alme
6. Dr. Varsha Mankar - Uni. Representative pricanta
7. Dr. Mrs. H. A. Padole - Course Coordinator - 24-9-18  
IPB

DT: 28 June 2019

## Notice

This is to inform to Board of management of Ure sponsored community college in textile (Fashion Designing) and board of studies that a meeting is ~~shad~~ scheduled on 2nd July 2019 at Hon'ble principal's chamber of Sevadal Mahila MV, Nagpur at 12.00 noon.

Following agenda will be discussed in the above said meeting.

1. Appointment of Ms. Neha Suryawarik and Shilpa Wautam as teaching faculty.
2. Allotment of syllabus to teaching faculty (workload distribution)
3. Question paper setting pattern, moderation of question paper, valuation of Answer book and declaration of results.
4. Any other matter with permission of chair.

Dr. Ashish Lambat  
Nodal officer

Prof. Parvin Chande  
Principal

Page No. \_\_\_\_\_  
Date \_\_\_\_\_

# minutes of meeting

As per the notice dated 2nd July 2019 the Hon'ble principal has called for the meeting of Board of management of Community College for textile (Fashion Designing) and board of studies.

The meeting was attended by following members.

- 1 Shri Sanjayji Shende - chairperson
- 2 Prof. Pravin Chaudhary - secretary
- 3 Dr. Mrs. S. R. Shende - co-chairperson
- 4 Dr. Sudhir Fulzelle - Uni. Representative
- 5 Dr. A. P. Lambat - Nodal officer
- 6 Dr. Varsha Manikar - Uni Representative
- 7 Dr. Mrs. H. A. Padole - course-co-ordination

The meeting started with following agenda

Agenda 1: To confirm the minutes of last meeting.

The minutes of last meeting were read and confirmed by all.

Agenda 2: Appointment of Ms. Neha Suryawanshi and Ms. Shipa Gautam as teaching Faculty.

It was decided that Ms. Neha Suryawanshi & Ms. Shipa Gautam will be appointed as a teaching Faculty of Community College.

Agenda 3: Allotment of syllabus to teaching faculty.

It was decided that ~~sem~~ DFD & ADFD syllabus (workload) will be distributed to both the teachers.




Agenda 4: Question paper setting pattern, moderation of question paper, valuation of Answer book and declaration of Results.

It was decided that valuation of Answer books will be done from other college teachers (BFD colleges).

Agenda 5:

Agenda 5: Any other matter with permission of chair.

Since there was no other matter for further discussion, meeting ended with thanks to chair

Name	Signature
1. Prof. Pravin Charde Principal - (Chairman)	
2. Dr. A. P. Lambat. (Modal officer)	
3. Dr. Mrs. H. A. Padole (Course Co-ordinator)	



NOTICE

All the members of VBC sponsored community college Textile (Fashion Designing) are hereby informed that the meeting is ~~the~~ scheduled on 10<sup>th</sup> Jan 2020 at Hon'ble principal's chamber at 12.00 noon

Following Agenda will be discussed in the above said meeting.

1. To confirm the minutes of last meeting.
2. To arrange the ~~guest lecture~~ Industrial visit
3. To arrange the exhibition
4. Any other matter with the permission of the chair.



Dr. Ashish Lambal  
Nodal officer

Prof. Pravin Chander  
Principal

## minutes of the meeting 10/02/2020

The meeting regarding the Umc sponsored community college textile (Fashion Designing) was held on 10/02/2020 at 12.00 noon in the Hon'ble principal's chamber. Hon'ble principal sir presided over the meeting.

### Agenda of the meeting:

1. To confirm the minutes of last meeting.
2. To Arrange the industrial visit.
3. To Arrange the exhibition.
4. Any other matter with the permission of the chair.

The meeting was attended by following members.

1. Prof. Pravin Charde - Chairman
2. Dr. Ashish Lambat - Nodal officer
3. Dr. Mrs. H. A. Padole - Course Co-ordinator
4. Miss. Neha Suryawanshi - member
5. Miss. Shilpa Bantam - member

~~Don P~~  
Dr. Ap. Lambat Nodal officer acted as secretary in the meeting. The Nodal officer welcomed the chairperson. Hon'ble principal and other members called the meeting in order with the permission of chairperson. The Nodal officer read out the agenda of the meeting and subsequently discussed the matter.

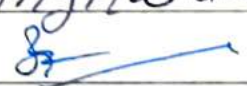


1. Agenda No. 1 : To confirm the minutes of last meeting.  
Resolution ; - The minutes of the last meeting held on 2/07/19 were read confirmed by all.
2. Agenda No. 2 : To arrange the Industrial visit.  
Resolution : The Industrial visit at Finlay mill was arranged on 04 and 05<sup>th</sup> Feb. 2020. It was approved unanimously.

3. Agenda No. 3 : To Arrange the exhibition.

Resolution : The "Florence Fashion exhibition" was Organized at 24 and 25<sup>th</sup> Feb 2020. It was approved by all.

4. Agenda No. 4: Any other matter with the permission of chair.

Resolution : There was no other ~~mat~~ matters for further discussion. meeting ended with vote of thanks by the nodal officer.

Name	Signature
1. Hon'ble Prof. Pravin Charde -	
2. Dr. A. P. Lambert -	
3. Dr. Mrs. H. A. Padole -	
4. Miss Neha Suryawanshi -	
5. Miss Shilpa Gautam -	

Page No. \_\_\_\_\_  
Date \_\_\_\_\_

## NOTICE

21 July 2020


This is to inform the Board of management of UMC sponsored Community College Textile (Fashion Designing) and Board of Studies that a meeting is scheduled on 24<sup>th</sup> July 2020 at Hon'ble Principal's Chamber at 12.00 noon.

Following agenda will be discussed in the above said meeting.

1. Appointment of Miss Meha Suryawanshi as teaching faculty.
2. Allotment of workload distribution.
3. Any other matter with permission of chair.



Dr. Ashish Lambat  
Nodal officer



Prof. Pravin Charde  
Principal

# Minutes of meeting

Page No.

Date

24/07/2020

AS per the notice 24 July 2020 the Hon'ble Principal has called for the meeting of Board of management of community college for textile (Fashion Designing) and Board of studies.

The meeting was attended by following members

1. Shri Sanjayji Shende - Chairperson
2. Prof. Pravin Charde - Secretary
3. Dr. Mrs. S. R. Shende - Co-Chairperson
4. Dr. Sudhir Fulzele - Uni. Representative
5. Dr. Vansha Mankar - Uni. Representative
6. Dr. A. P. Lambat - Nodal officer
7. Dr. Mrs. H. A. Padole - Course Co-ordinator

The meeting started with following agenda.

1. Agenda NO. 1 :- To confirm the minutes of last meeting.

Resolution: The minutes of last meeting held on 10/02/2020 were read and confirmed by all.

Date

2. Agenda No. 2 :- Appointment of Miss Neha Suryawanshi as a teaching Faculty.




Resolution :- It was decided that Miss Neha Suryawanshi will be appointed as a teaching Faculty of Community College.

3. Agenda No. 3: Allotment of work load distribution.

Resolution :- It was decided that DFD and ADFD syllabus (workload) will be distributed to Miss Neha Suryawanshi.

4. Agenda No. 4: Any other matter with permission of Chair.

Resolution : There was no other matter for further discussion. Meeting ended with vote of thanks by the Nodal officer.

Name	Signature
Prof. Pravin Charde Principal - 32	
Dr. A. P. Lambat -	
Dr. Mrs. H. A. Padole -	




06/01/2021


NOTICE

All the members of VMC sponsored community college textile (Fashion Designing) are hereby informed that the meeting is scheduled on 9th Jan 2021 at Hon'ble Principal's Chamber at 12.00 Noon.

Following agenda will be discussed in the above said meeting.

1. To confirm the minutes of last meeting.
2. To conduct the online exam.
3. Any other matter with the permission of the Chair.

  
Dr. Ashish Lambat  
Nodal officer

  
Prof. Pravin Chandra  
Principal

Page No. \_\_\_\_\_  
Date \_\_\_\_\_

## minutes of the meeting 09/01/21

The meeting regarding the Ubc Sponsored community college Textile (Fashion Designing) was held on 09/01/2021 at 12.00 noon in the Hon'ble principal's chamber. Hon'ble principal sir presided over the meeting.

### Agenda of the meeting :

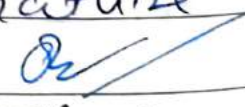


1. To confirm the minutes of last meeting.
2. To conduct the online exam.
3. Any other matter with the permission of the chair.

The meeting was attended by following members.

1. Prof. Pravin Chared - Chairman
2. Dr. Ashish Lambat - Modal officer
3. Dr. H. A. Paddle - Course coordinator
- 4.

The meeting was started with following agenda.

1. Agenda No. 1 : To confirm the minutes of last meeting.  
Resolution : The minutes of last meeting held on 24/07/2020 were read and confirmed by all.
  
2. Agenda No. 2 : To conduct the online exam  
Resolution : Due to covid 19 pandemic physical attendance was not possible. so online exam was conducted it was approved by all.
  
3. Agenda No. 3 : Any other matter with the permission of chair  
Resolution : there was no other matter for further discussion. meeting ended with vote of thanks by the nodal officers.

	Name.	Signature
1	Prof Pravin charde Principal	
2	Dr. A. P. Lambat	
3	Dr. Mrs. H. A. Padole	



SEVADAL EDUCATION SOCIETY  
**SEVADAL MAHILA MAHAVIDYALAYA**

Accredited with A Grade by NAAC Bangalore

Sakkardara Chowk, Nagpur  
Affiliated to Rastrasant Tukdoji Maharaj Nagpur University, Nagpur  
Recognised Community College by UGC under XII Plan

## *Advance Diploma*

(National Skills Qualifications Framework Level-6)

This is to Certify that Shri/Ms/Smt. **ROSHANI KESHAVRAO THAKRE** has qualified the Examination of two year Advance Diploma Course in Textile & Fashion Design under "Community College" both Theory & Practical Training with NSQF Level-6, under Community College Scheme run by Sevalal Mahila Mahavidyalaya, Sakkardara Chowk, Nagpur and is declared successful and placed in **First Division** in the Examination of **Summer 2019-20**

Date of Result: 30/06/2020

Grade Point : 5.5

Date of Issuance of Advanced Diploma: 30/08/2020

Roll No./ Registration No : SMMADFD 214

Grade : A

COURSE CO-ORDINATOR

NODAL OFFICER



PRINCIPAL



Certificate No:- SMM/ADFD/19-20

SAHNI GARMENT FACTORY  
Beyonce Fashion



SEVADAL EDUCATION SOCIETY  
**SEVADAL MAHILA MAHAVIDYALAYA**

Accredited with A Grade by NAAC Bangalore

Sakkardara Chowk, Nagpur  
Affiliated to Rastrasant Tukdoji Maharaj Nagpur University, Nagpur  
Recognised Community College by UGC under XII Plan

## Diploma

(National Skills Qualifications Framework Level-5)

This is to Certify that Shri/Ms/Smt. **Kavita Bhagwatrao Dhepe** has qualified the Examination of one year Diploma Course in Textile & Fashion Design under "Community College" both Theory & Practical Training with NSQF Level-5, under Community College Scheme run by Sevalal Mahila Mahavidyalaya, Sakkardara Chowk, Nagpur and is declared successful and placed in **First Division** in the Examination of **Summer 2018-19**

Date of Result: 16/06/2019

Grade Point : 4.16

Date of Issuance of Diploma: 30/08/2019

Roll No./ Registration No : SMMDFD 106

Grade : B

COURSE CO-ORDINATOR

NODAL OFFICER



PRINCIPAL



Certificate No:- SMM/ADFD/19-20

SAHNI GARMENT FACTORY  
Beyonce Fashion

**Sevadal Mahila Mahavidyalaya**  
Sakkardara Chowk, Umrer Road, Nagpur-440009

**UGC Sponsored Community College  
Textile (Fashion Designing)  
Report of  
Diploma, and Advanced Diploma Course in Textile (Fashion Designing)**

**SESSION: 2018-2019 To 21-22**

Sevadal Mahila Mahavidyalaya, Nagpur has started the UGC sponsored Community College Textile (Fashion Designing) programme in Diploma and Advanced Diploma in Textile (Fashion Designing) from the academic session 2018-2019. UGC has provided their approval for this course vide letter No. F.No. 5-1/2018(NSQF) dated 6<sup>th</sup> August 2018. This course has received the grant of Rs. 25,00,000 /- (Rupees Twenty Five Lakhs).

In the session 2018-19, UGC Sponsored Community College has successfully completed the Diploma Course in Textile (Fashion Designing) as per UGC guideline. This course has received good response from the students. 31 students were appeared for the examination and have successfully passed the course.

In the session 2019-20 the UGC Sponsored Community College has successfully completed the Diploma and Advanced Diploma Course in Textile (Fashion Designing). 25 students of Diploma and 21 students of Advanced Diploma course were admitted. All students were appeared for the examination and successfully passed examination with O, A and B grade respectively. These courses received good response from the students.

In the Session 2020-21, the UGC Sponsored Community College has successfully completed Diploma and Advanced Diploma course in Textile (Fashion Designing). 13 students of Diploma and 16 students of Advanced Diploma course were admitted. All students were appeared for the examination and successfully passed the examination with O, A and B grade. This courses has received good response from the students.

In the Session 2021-2022, the UGC Sponsored Community College has successfully completed Diploma and Advanced Diploma course in Textile (Fashion Designing). 06 students of Diploma and 10 students of Advanced Diploma course were admitted. All

students were appeared for the examination and successfully passed the examination with O and A grade. This courses has received good response from the students.

The college has provided well equipped laboratory, CAD CAM Lab, library and classroom for the students of this course. The laboratory is well equipped with equipment like Sewing Machines, Fashion Maker, handloom, table loom , mannequins.

Dr. A. P. Lambat is the Nodal Officer of this course and Dr.(Mrs.) H. A. Padole, Department of textile and Clothing is the Course Co-ordinator of this course.

#### Board of Management of Community College

- 1) Hon'ble Shri Sanjayji Shende – Chairperson
- 2) Prof. Pravin Charde – Secretary
- 3) Dr. (Mrs.) S.R.Shende – CO-chairperson
- 4) Dr. Sudhir Phulzele – Uni. Representative
- 5) Dr. A.P. Lambat – Nodal Officer
- 6) Dr. Varsha Mankar – Uni. Representative
- 7) Dr. (Mrs.) Hemlata Padole- – Course Co-ordinator



**Dr. A. P. Lambat**  
Nodal Officer  
UGC Sponsored Community college



**Prof. Pravin Charde**  
Principal  
Sevadal Mahila Mahavidyalaya  
Nagpur







SEWADAI MAHILA MAHAVIDYALAYA  
& RESEARCH ACADEMY

Sakhardara Square, Upper Road, Nagpur 24

TRADITIONAL TEXTILE

Attendance for the

Month of \_\_\_\_\_

Roll No	NAME	Attendance											
		10/10/19	11/10/19	12/10/19	13/10/19	14/10/19	15/10/19	16/10/19	17/10/19	18/10/19	19/10/19	20/10/19	21/10/19
1	Ku. Anjali S. Tonge	P	P	P	P	P	P	P	P	P	P	P	P
2	Ku. Sneha O. Khobragade												
3	Ku. Dharti G. Surkar												
4	Ku. Dnyesha D. Malankar	P	P	P	P	P	P	P	P	P	P	P	P
5	Ku. Hina V. Waghmare	P	P	P	P	P	P	P	P	P	P	P	P
6	Ku. Kalyani R. Bande	P	P	P	P	P	P	P	P	P	P	P	P
7	Ku. Kanita B. Dhope	P	P	P	P	P	P	P	P	P	P	P	P
8	Ku. Komal V. Srisam	A	P	P	P	P	P	P	P	P	P	P	P
9	Ku. Manisha S. Kamble												
10	Ku. Mohini S. Pawar												
11	Ku. Namia D. Dhote	P	P	P	P	P	P	P	P	P	P	P	P
12	Ku. Neha R. Mulik	P	P	P	P	P	P	P	P	P	P	P	P
13	Ku. Nidhi S. Kathe	P	P	P	P	P	P	P	P	P	P	P	P
14	Ku. Pallavi A. Mahurkar												
15	Ku. Pallavi S. Raut	P	P	P	P	P	P	P	P	P	P	P	P
16	Ku. Pradnya R. Gajbhaye												
17	Ku. Prajlekta K. Dangle	A	P	P	P	P	P	P	P	P	P	P	P
18	Ku. Pranali V. Dhadake												
19	Ku. Pratishtha V. Tanbandhu	P	P	P	P	P	P	P	P	P	P	P	P
20	Ku. Priya B. Kodane	P	A	P	P	P	P	P	P	P	P	P	P
21	Ku. Priyanka L. Mane	P	P	P	P	P	P	P	P	P	P	P	P
22	Ku. Ranjani G. Burande	P	P	P	P	P	P	P	P	P	P	P	P
23	Ku. Rekha P. Borkar	A	P	A	P	P	P	P	P	P	P	P	P
24	Ku. Roshni K. Thekare	P	P	P	P	P	P	P	P	P	P	P	P
25	Ku. Sanyukta B. Naik												
26	Ku. Sayamali A. Subhedar	P	P	P	P	P	P	P	P	P	P	P	P
27	Ku. Snehitika D. Parnekar	A	A	P	P	P	P	P	P	P	P	P	P
28	Ku. Snehta M. Kadme	A	P	P	P	P	P	P	P	P	P	P	P
29	Ku. Sneha T. Rokade												
30	Ku. Snehal A. Ukey	P	P	P	P	P	P	P	P	P	P	P	P
31	Ku. Snehal C. Tidke												



*[Handwritten signature]*



F.A.B.F.

= II  
CONSTRUCTION

Attendance for the

Month of .....

Roll No	NAME
1.	Ku. Anjali S. Tonge
X 2.	Ku. Aniksha O. Khotnaga
X 3.	Ku. Dharti G. Surkar
X 4.	Ku. Dipika D. Malankar
5.	Ku. Hina V. Waghmare
6.	Ku. Kalyani R. Pande
7.	Ku. Kamita B. Dhepe
8.	Ku. Komal V. Srisam
X 9.	Ku. Manisha S. Kamble
X 10.	Ku. Mohini S. Pawar
11.	Ku. Naina D. Dhote
12.	Ku. Neha R. Mulik
13.	Ku. Nidhi S. Kathe
X 14.	Ku. Pallavi A. Mahurkar
X 15.	Ku. Pallavi S. Raut
X 16.	Ku. Pradnya R. Gajbhige
17.	Ku. Prajakta K. Pangole
X 18.	Ku. Pranali V. Dhatnake
19.	Ku. Pratiksha V. Tanbande
20.	Ku. Priya B. Kodane
21.	Ku. Priyanka L. Mane
22.	Ku. Ranjani G. Burande
23.	Ku. Rekha P. Borkar
24.	Ku. Roshni K. Thakre
X 25.	Ku. Sanyukta B. Naik
26.	Ku. Sayamali A. Suldheda
27.	Ku. Shrutika D. Parneka
28.	Ku. Sheeta M. Kadne
X 29.	Ku. Sneha T. Rokade
30.	Ku. Snehal A. Ukey
X 31.	Ku. Snehal C. Tidke

10/2/2019	11/2/2019	12/2/2019	13/2/2019	14/2/2019	15/2/2019	16/2/2019	17/2/2019	18/2/2019	19/2/2019	20/2/2019	21/2/2019	22/2/2019	23/2/2019	24/2/2019	25/2/2019	26/2/2019	27/2/2019	28/2/2019	29/2/2019	30/2/2019
P	P	A	A	P	P	P	A	P	P	P	P	P	P	P	P	P	P	P	P	P
P	P	P	P	P	P	P	P	P	P	P	P	P	P	P	P	P	P	P	P	P
P	P	P	P	P	P	P	P	P	P	P	P	P	P	P	P	P	P	P	P	P
A	P	P	P	P	A	P	P	P	P	P	P	P	P	P	P	P	P	P	P	P
P	P	P	A	P	P	P	A	P	P	P	P	P	P	P	P	P	P	P	P	P
P	P	P	A	P	P	P	A	P	P	P	P	P	P	P	P	P	P	P	P	P
P	P	P	P	A	P	P	P	P	P	P	P	P	P	P	P	P	P	P	P	P
P	P	P	P	P	P	P	P	P	P	P	P	P	P	P	P	P	P	P	P	P
P	P	P	P	P	P	P	P	P	P	P	P	P	P	P	P	P	P	P	P	P
P	P	P	P	P	P	P	P	P	P	P	P	P	P	P	P	P	P	P	P	P
P	P	P	P	P	P	P	P	P	P	P	P	P	P	P	P	P	P	P	P	P
P	P	P	P	P	P	P	P	P	P	P	P	P	P	P	P	P	P	P	P	P



Handwritten initials/signature



Attendance for the

Month of .....

Roll No.	NAME	10/10/18	11/10/18	12/10/18	13/10/18	25/10/18	26/10/18	27/10/18	31/10/18	22/11/18	23/11/18	25/11/18	26/11/18	29/11/18	30/11/18	1/12/18	2/12/18	20/12/18	21/12/18
32	Ku. Sonali C. Malankar									A									
33	Ku. Sonam B. Sayare	A	A	P	P	P	P	P	P	A	A	P	P	P	P	P	A	P	A
34	Ku. Suchita M. Mohite	P	A	P	P	P	P	P	P	P	A	P	P	P	P	A	P	A	P
35	Ku. Janisha R. Shukh																		
36	Ku. Tejaswari N. Belkar	P	P	A	A	A	P	P	P	P	P	P	P	P	A	A	P	A	P
37	Ku. Vijaya A. Sawarkar	P	P	A	P	P	P	A	A	P	P	P	A	P	P	P	P	P	P
38	Ku. Ishlesha Kawale	P	P	P	P	P	P	P	A	P	P	A	A	A	P	P	P	P	P
39	Ku. Dinyashree Nihane	A	A	P	P	P	P	P	P	P	P	P	P	P	P	A	A	P	A
40	Ku. Supriya Dongre	P	P	P	P	P	P	P	P	P	P	A	P	A	A	P	P	P	P
41	Ku. Indha D. Kawali	A	A	A	A	P	P	P	P	P	P	P	P	P	P	P	P	P	P
42	Ku. Komal Shandilkar	P	A	A	P	P	P	P	P	P	A	P	A	P	P	P	P	P	P
43	Ku. Nikita C. Atkare	P	P	P	A	A	P	P	P	P	A	P	P	P	A	P	P	P	P
44	Ku. Manikha K. M. Sowamam	P	P	P	P	A	A	A	P	P	A	P	P	P	P	A	A	P	P
45	<del>Ku. Rajani G. Bhandale</del>																		



*Handwritten signature*

*Handwritten scribbles at the bottom of the page.*



Attendance for the

Roll No	NAME	5/02/2019	6/02/2019	7/02/2019	15/02/2019	23/02/2019	28/02/2019	7/03/2019	8/03/2019	11/03/2019	11/03/2019	12/03/2019	13/03/2019	22/03/2019
X 32	Ku. Sonali C. Malankar	A					AA						A	
33	Ku. Sonam B. Sayare	P	A	P	P	A	P	P	P	P	P	A	P	P
34	Ku. Suchita M. Mohite	P	P	P	P	P	P	P	P	P	A	P	P	P
X 35	Ku. Janisha R. Shukh													
36	Ku. Tejaswari N. Belkar	P	P	P	P	P		P	P	A	P	P	P	P
37	Ku. Vijaya A. Sawarkar	P	P	P	P	P	A	P	P	P	A	P	P	A
38	Ku. Geetlesha Kawale	P	P	P	P	A	P	P	A	P	P	P	P	A
39	Ku. Dnyashree Nihane	P	P	P	P	A	P	P	A	P	P	P	P	P
40	Ku. Supriya Dongre	P	P	P	P	A	P	P	A	P	A	P	P	A
41	Ku. Indha D. Kawali	P	P	P	P	P	P	P	P	P	A	P	P	P
42	Ku. Komal Shandilkar	P	P	P	P	P	P	P	P	P	P	P	P	P
43	Ku. Nikita C. Atkare	P	P	P	P	A	P	P	P	P	P	P	P	P
44	Ku. Manikha K. M. Sowaman	P	P	P	P	A	A	P	P	P	P	P	P	A
45	Ku. Rajwani G. Butrande													



Handwritten signatures and marks at the bottom of the page.



Total  
Lectures/  
Practical  
engaged

Attendance for the

Month of

Roll No	NAME	Month of												Total No. of Lectures/ Practical attended													
		15/07/2019	16/07/2019	17/07/2019	18/07/2019	19/07/2019	20/07/2019	21/07/2019	22/07/2019	23/07/2019	24/07/2019	25/07/2019	26/07/2019		27/07/2019	28/07/2019	29/07/2019	30/07/2019									
1.	Ku. Achlesha Kawle	P	P	P	P	P	P	P	P	P	P	P	P	P	P	P	P	P	P	P	P	P	P	P	P	18	
2.	Ku. Dnyashree Ninave	P	P	P	P	P	P	P	P	P	P	P	P	P	P	P	P	P	P	P	P	P	P	P	P	P	18
3.	Ku. Kalyani Pandle	P	P	P	P	P	P	P	P	P	P	P	P	P	P	P	P	P	P	P	P	P	P	P	P	P	18
4.	Ku. Kamta Dhepe	P	P	P	P	P	P	P	P	P	P	P	P	P	P	P	P	P	P	P	P	P	P	P	P	P	18
5.	Ku. Komal Shandilkar	P	P	P	P	P	P	P	P	P	P	P	P	P	P	P	P	P	P	P	P	P	P	P	P	P	18
6.	Ku. Naina Dhote	P	P	P	P	P	P	P	P	P	P	P	P	P	P	P	P	P	P	P	P	P	P	P	P	P	18
7.	Ku. Neha Mukh	P	P	P	P	P	P	P	P	P	P	P	P	P	P	P	P	P	P	P	P	P	P	P	P	P	18
8.	Ku. Nidhi Kathre	P	P	P	P	P	P	P	P	P	P	P	P	P	P	P	P	P	P	P	P	P	P	P	P	P	18
9.	Ku. Nikita Atkare	P	P	P	P	P	P	P	P	P	P	P	P	P	P	P	P	P	P	P	P	P	P	P	P	P	18
10.	Ku. Palani Raut	P	P	P	P	P	P	P	P	P	P	P	P	P	P	P	P	P	P	P	P	P	P	P	P	P	18
11.	Ku. Pratiksha Janbandhu	P	P	P	P	P	P	P	P	P	P	P	P	P	P	P	P	P	P	P	P	P	P	P	P	P	18
12.	Ku. Priya Kodane	P	P	P	P	P	P	P	P	P	P	P	P	P	P	P	P	P	P	P	P	P	P	P	P	P	18
13.	Ku. Rekha Borke	P	P	P	P	P	P	P	P	P	P	P	P	P	P	P	P	P	P	P	P	P	P	P	P	P	18
14.	Ku. Rosmi Thakre	P	P	P	P	P	P	P	P	P	P	P	P	P	P	P	P	P	P	P	P	P	P	P	P	P	18
15.	Ku. Shruti Parvekar	P	P	P	P	P	P	P	P	P	P	P	P	P	P	P	P	P	P	P	P	P	P	P	P	P	18
16.	Ku. Sneha Kawale	P	P	P	P	P	P	P	P	P	P	P	P	P	P	P	P	P	P	P	P	P	P	P	P	P	18
17.	Ku. Snehal Ukey	P	P	P	P	P	P	P	P	P	P	P	P	P	P	P	P	P	P	P	P	P	P	P	P	P	18
18.	Ku. Suchita Mohite	P	P	P	P	P	P	P	P	P	P	P	P	P	P	P	P	P	P	P	P	P	P	P	P	P	18
19.	Ku. Supriya Dongre	P	P	P	P	P	P	P	P	P	P	P	P	P	P	P	P	P	P	P	P	P	P	P	P	P	18
20.	Ku. Tejaswari Belekai	P	P	P	P	P	P	P	P	P	P	P	P	P	P	P	P	P	P	P	P	P	P	P	P	P	18
21.	Ku. Komal Siram	P	P	P	P	P	P	P	P	P	P	P	P	P	P	P	P	P	P	P	P	P	P	P	P	P	18





Attendance for the

7-10

Roll No	NAME
1.	Ku. Ashlesha Kawale
2.	Ku. Dnyeshae Ninave
3.	Ku. Kalyani Patil
4.	Ku. Karuna Dhobe
5.	Ku. Komal Chandilkar
6.	Ku. Naina Dhote
7.	Ku. Neha Mulk
8.	Ku. Nidhi Katre
9.	Ku. Nikita Atkare
10.	Ku. Palani Raut
11.	Ku. Pratibha Janbandhu
12.	Ku. Priya Kodare
13.	Ku. Rikha Borbar
14.	Ku. Rosmi Thakre
15.	Ku. Shrutti Parwekar
16.	Ku. Sneha Kawale
17.	Ku. Snehal Ukey
18.	Ku. Suchita Mohite
19.	Ku. Supriya Dongre
20.	Ku. Tejaswari Belekar
21.	Ku. Komal Siram

16/9/2019	17/9/2019	18/9/2019	19/9/2019	23/9/2019	24/9/2019	25/9/2019	14/10/2019	15/10/2019	19/10/2019											
A	P	P	A	A	P	P	P	P	P											
A	P	P	A	A	A	P	P	P												
A	P	A	P	P	P	A	A	P	P											
E	P	P	P	P	P	P	P	P												
V	P	P	P	P	A	P	H	P	P											
A	P	P	P	P	P	P	P	P												
E	P	P	P	P	P	A	P	P												
V	P	P	P	A	A	A	H	P	P											
P	P	P	P	P	P	P	P	P												
P	P	P	A	P	P	P	P	P												
P	P	P	P	A	A	P	A	P												
P	P	P	P	P	P	P	P	P												
A	P	P	P	P	P	P	P	P												
A	P	A	P	P	P	P	P	P												
P	P	P	P	P	P	P	P	P												
A	A	A	P	P	A	P	P	P												
P	P	P	P	P	P	P	P	P												
P	P	P	A	P	P	P	A	P												
P	P	P	A	A	P	P	P	P												
P	P	P	A	A	P	P	P	P												

APPERAL  
**DESIGN & DEVELOPMENT**  
 Sem - IV  
 Month of .....

6/10/19	6/11/19	6/12/19	6/12/19	6/12/19	6/12/19	6/12/19	6/12/19	6/12/19	6/12/19	6/12/19	6/12/19	6/12/19	6/12/19	6/12/19	6/12/19	6/12/19	6/12/19	6/12/19	6/12/19	6/12/19	6/12/19	6/12/19	
P	A	A	P	P	P	P	P	P	P	P	P	P	P	P	P	P	P	P	P	P			
P	P	A	P	P	P	P	P	P	P	P	P	P	P	P	P	P	P	P	P	P			
A	P	A	A	P	P	P	A	P	P	A	P	P	A	P									
A	P	P	P	P	P	P	P	P	P	P	P	P	A	A									
P	P	P	P	P	P	P	P	P	P	A	P	A	A	P									
A	P	A	A	P	A	P	P	P	P	P	A	P	P	A									
P	P	P	P	P	P	P	P	P	P	P	P	P	P	P									
P	P	P	P	P	P	P	P	P	P	P	P	P	P	P									
P	P	P	P	P	P	P	P	P	P	P	P	P	P	P									
A	P	P	P	P	P	P	P	P	P	P	P	P	P	P									
P	P	P	P	P	P	P	P	P	P	P	P	P	P	P									
P	P	P	P	P	P	P	P	P	P	P	P	P	P	P									
P	P	P	P	P	P	P	P	P	P	P	P	P	P	P									
P	P	P	P	P	P	P	P	P	P	P	P	P	P	P									
P	P	P	P	P	P	P	P	P	P	P	P	P	P	P									
P	P	P	P	P	P	P	P	P	P	P	P	P	P	P									

Total No of Lectures/ Practical attended





Attendance for the  
Pattern Making - I

Month of .....

Total Lectures/  
 Practical engaged

Roll No	NAME	Attendance												Total No. of Lectures/ Practical attended					
		18/07/2019	19/07/2019	20/07/2019	18/07/2019	19/07/2019	20/07/2019	21/07/2019	22/07/2019	23/07/2019	24/07/2019	25/07/2019	26/07/2019		27/07/2019	28/07/2019	29/07/2019	30/07/2019	31/07/2019
1)	Ku. Ashlesha Kawale	P	P	P	P	P	P	P	P	P	P	P	P	P	P	P	P	P	P
2)	Ku. Divyashree Ninave	P	P	P	P	A	P				P	P	P	A	A				
3)	Ku. Kalyani Pande	P	P	P	A	A	P				P	P	P	A	P				
4)	Ku. Kavita Shepe	P	P	P	P	A	A				A	A	P	P	P				
5)	Ku. Komal Shandilkar	P	P	P	P	P	P				P	P	P		P				
6)	Ku. <del>Ko</del> Naina Shete	P	A	A	P	P	P				P	P	P	P	P				
7)	Ku. Neha Mulik	P	P	P	P	P	P				P	P	P	P	A				
8)	Ku. Nidhi Kathe	A	A	A	P	P	P				A	P	P	P	P				Y
9)	Ku. Nikita Atkare	P	P	P	P	P	P				P	P	P	P	P				D
10)	Ku. Pallavi Raut	A	P	P	A	P	P				P	P	P	P	P				Y
11)	Ku. Pratiksha Janbandhu	P	P	P	A	A	P				A	P	P	P	P				R
12)	Ku. Priya Kodane	P	P	P	A	A	P				P	P	P	A	P				E
13)	Ku. Pasha Zerkar	P	P	P	P	P	P				P	P	P	P	A				H
14)	Ku. Poshni Thakre	P	A	A	P	P	P				P	P	P	A	A				L
15)	Ku. Shruti Parvekar	P	P	P	P	P	P				A	P	P	P	P				A
16)	Ku. Sneha Kawale	A	A	A	P	P	P				A	P	P	P	P				E
17)	Ku. Snehal Uikay	P	P	P	P	P	P				P	P	P	P	P				H
18)	Ku. Suchita Mohite	P	P	P	P	P	P				P	P	P	P	A				T
19)	Ku. Supriya Dongare	A	A	P	P	P	P				P	P	A	P	A				P
20)	Ku. Pejaswini Beekar	A	A	A	P	P	P				P	P	A	P	A				P
21)	Ku. Komal Sirsam	P	P	P	P	A	A				P	P	P	A	A				P



Handwritten signatures and dates at the bottom of the page.





Pattern Making - I  
 Attendance for the Month of ...

Pattern Making - II  
 Month of ...

Roll No	NAME
1	Ku. Ashlesha Kawale
2	Ku. Dnyashree Ninave
3	Ku. Kalyani Pande
4	Ku. Kavita Shepe
5	Ku. Komal Shandilkar
6	Ku. <del>Ko</del> Naina Shete
7	Ku. Neha Mulik
8	Ku. Nidhi Khathe
9	Ku. Nikita Atkare
10	Ku. Pallavi Raut
11	Ku. Pratiksha Janbandhu
12	Ku. Priya Kodane
13	Ku. Raksha Borkar
14	Ku. Roshni Thakre
15	Ku. Shruti Parvekar
16	Ku. Sneha Kawale
17	Ku. Snehal Chikhe
18	Ku. Suchita Mohite
19	Ku. Supriya Dongare
20	Ku. Pejaswini Belkar
21	Ku. Komal Sirsam

		12/09/2019	12/09/2019	13/09/2019	14/09/2019	14/09/2019	16/09/2019	19/09/2019	19/09/2019	20/09/2019	20/09/2019	26/09/2019	27/09/2019	25/09/2019	25/10/2019	25/10/2019	04/10/2019	10/10/2019	23/11/2019	24/11/2019	24/11/2019	25/11/2019	25/12/2019	25/12/2019	27/12/2019	07/12/2019	12/12/2019	12/12/2019	19/12/2019	20/12/2019	Total No. of Lectures/ Practical attended			
P	P	P	P	P	P	P	P	P	P	P	P	P	P	P	P	P	P	P	P	P	P	P	P	P	P	P	P	P	P	P	P	P		
P	P	A	A	A	P	P	P	P	P	P	P	P	P	P	P	P	P	P	P	P	P	P	P	P	P	P	P	P	P	P	P	P	P	
A	A	P	P	P	P	P	P	P	P	P	P	P	P	P	P	P	P	P	P	P	P	P	P	P	P	P	P	P	P	P	P	P	P	
P	P	P	P	P	P	P	P	P	P	P	P	P	P	P	P	P	P	P	P	P	P	P	P	P	P	P	P	P	P	P	P	P	P	
A	A	P	P	P	P	P	P	P	P	P	P	P	P	P	P	P	P	P	P	P	P	P	P	P	P	P	P	P	P	P	P	P	P	
P	P	P	P	P	P	P	P	P	P	P	P	P	P	P	P	P	P	P	P	P	P	P	P	P	P	P	P	P	P	P	P	P	P	P
P	P	P	P	P	P	P	P	P	P	P	P	P	P	P	P	P	P	P	P	P	P	P	P	P	P	P	P	P	P	P	P	P	P	P
A	A	A	A	P	P	P	P	P	P	P	P	P	P	P	P	P	P	P	P	P	P	P	P	P	P	P	P	P	P	P	P	P	P	P
P	P	P	P	P	P	P	P	P	P	P	P	P	P	P	P	P	P	P	P	P	P	P	P	P	P	P	P	P	P	P	P	P	P	P
A	A	P	P	P	P	P	P	P	P	P	P	P	P	P	P	P	P	P	P	P	P	P	P	P	P	P	P	P	P	P	P	P	P	P
A	A	P	P	P	P	P	P	P	P	P	P	P	P	P	P	P	P	P	P	P	P	P	P	P	P	P	P	P	P	P	P	P	P	P
P	P	P	P	P	P	P	P	P	P	P	P	P	P	P	P	P	P	P	P	P	P	P	P	P	P	P	P	P	P	P	P	P	P	P
A	A	A	A	P	P	P	P	P	P	P	P	P	P	P	P	P	P	P	P	P	P	P	P	P	P	P	P	P	P	P	P	P	P	P
A	A	A	A	P	P	P	P	P	P	P	P	P	P	P	P	P	P	P	P	P	P	P	P	P	P	P	P	P	P	P	P	P	P	P
A	A	A	A	P	P	P	P	P	P	P	P	P	P	P	P	P	P	P	P	P	P	P	P	P	P	P	P	P	P	P	P	P	P	P



Handwritten signature or initials.



SEVADAL SHIKSHAN SANSTHA

NAAC RE-AC

# SEVADAL MAHILA MA & RESEARCH ACADEMY

Sakkardara Square, Umrer Rd

Attendance for the

Roll No.	NAME
1	Ku. Ashlesha Kawale
2	Ku. Diyyashree Ninawe
3	Ku. Kalyani Pande.
4	Ku. Kavita Shepe
5	Ku. Komal Shandilkar
6	Ku. <del>Ko</del> Naina Dhote
7	Ku. Neha Mulik
8	Ku. Nidhi Kathe.
9	Ku. Nikita Atkare,
10	Ku. Pallavi Raut.
11	Ku. Pratiksha Janbandhu
12	Ku. Priya Kodane.
13	Ku. Rakha Zerkar.
14	Ku. Roshni Thakre
15	Ku. Shruti Parvekar.
16	Ku. Sneha Kawale
17	Ku. Snehal Dikay,
18	Ku. Suchita Mohite
19	Ku. Supriya Dongare
20	Ku. Pejaswini Belekar.
21	Ku. Komal Sirsam

26/12/2019  
26/12/2019  
27/12/2019  
02/01/2020  
17/01/2020  
18/01/2020

P	P	P	A	P	P
P	P	P	A	P	P
P	P	P	P	P	A
A	P	P	P	P	A
A	P	P	A	P	P
A	A	P	A	P	P
P	P	P	A	P	P
P	P	P	P	P	P
P	P	P	P	P	P
P	P	P	P	P	P
P	P	P	A	P	P
P	P	P	A	P	P
A	P	P	A	P	P
P	P	P	P	P	P
A	A	P	A	P	P
P	P	P	P	P	P
A	P	P	A	P	P
P	P	P	A	A	P
P	P	P	A	P	P
P	P	P	A	P	A

*[Handwritten signature]*





Attendance for the  
Draping Technique - I

Month of .....

Total Lectures/  
 Practical engaged

22

Total No of  
 Lectures/  
 Practical attended

Roll No	NAME	Date												Total No of Lectures/ Practical attended			
		08/07/2019	09/07/2019	10/07/2019	11/07/2019	12/07/2019	13/07/2019	14/07/2019	15/07/2019	16/07/2019	17/07/2019	18/07/2019	19/07/2019				
1)	Ku. Ashlesha Kawale	P	P	P	P	P	P	P	P	P	P	P	P	P	P	P	17
2)	Ku. Divyashree Ninque	P	P	P	A	A	A	P	P	P	P	P	P	P	P	P	17
3)	Ku. Kalyani Panfde	A	P	P	A	A	P	A	A	A	A	P	P	P	P	P	17
4)	Ku. Kavita Dhepe	P	A	A	A	A	P	A	P	P	P	P	P	P	P	P	17
5)	Ku. Komal Shandilkar	P	P	P	P	P	P	P	P	P	P	P	P	P	P	P	17
6)	Ku. Naina Dhote	P	P	A	P	P	P	P	A	P	P	P	P	P	P	P	17
7)	Ku. Neha Mulik	P	P	P	P	P	P	A	P	P	P	P	P	P	P	P	17
8)	Ku. Nidhi Kathe	P	P	A	P	P	P	P	A	P	P	P	P	P	P	P	17
9)	Ku. Nikita Atkare	P	P	P	P	P	P	P	A	P	A	P	P	P	P	P	17
10)	Ku. Pallavi Raut	A	P	P	P	P	P	P	P	P	P	P	P	P	P	P	17
11)	Ku. Pratiksha Tambulhe	A	A	A	P	P	A	P	P	P	P	P	P	P	P	P	17
12)	Ku. Priya Kodane	A	P	P	P	P	P	P	A	P	P	P	P	P	P	A	17
13)	Ku. Rekha Barkar	P	P	P	P	P	P	P	P	P	P	P	P	P	P	P	17
14)	Ku. Roshani Thakre	P	A	A	P	P	P	A	A	P	P	P	P	A	A	P	17
15)	Ku. Shruti Parvekar	P	P	P	P	P	P	P	A	P	P	P	A	A	P	P	17
16)	Ku. Sneha Kawale	A	A	A	P	P	A	P	P	P	P	P	P	P	P	P	17
17)	Ku. Snehal Vikey	P	P	P	P	P	P	P	P	P	P	P	P	P	P	P	17
18)	Ku. Suchita Mohite	P	P	P	P	P	A	P	P	P	A	A	P	P	P	P	17
19)	Ku. Supriya Dongare	A	P	P	P	A	A	P	A	P	P	P	P	P	P	P	17
20)	Ku. Tejaswini Beekar	A	A	A	P	P	A	P	P	P	A	A	P	P	P	P	17
21)	Ku. Komal Sirsam	P	P	P	P	P	A	A	P	P	P	P	A	A	P	A	17



Handwritten signature or initials.



August  
Attendance for the

LISH

Total Lectures/  
Practical engaged

Roll No	NAME	Month of August																									Total No. of Lectures/ Practical attended
		1	2	3	4	5	6	7	8	9	10	11	12	13	14	15	16	17	18	19	20	21	22	23	24	25	
1.	Ku. Akansha V. Shende	P	P	P	P	P	P	P	P	P	P	P	P	P	P	P	P	P	P	P	P	P	P	P	P	P	P
2.	Ku. Chetana P. Bangre	P	P	P	P	P	P	P	P	P	P	P	P	P	P	P	P	P	P	P	P	P	P	P	P	P	P
3.	Ku. Hushali Y. Raut	P	P	P	P	P	P	P	P	P	P	P	P	P	P	P	P	P	P	P	P	P	P	P	P	P	P
4.	Ku. Komal D. Bawiskar	P	P	P	P	P	P	P	P	P	P	P	P	P	P	P	P	P	P	P	P	P	P	P	P	P	P
5.	Ku. Madhuri R. Bhushari	P	P	P	P	P	P	P	P	P	P	P	P	P	P	P	P	P	P	P	P	P	P	P	P	P	P
6.	Ku. Murnali D Kamble	P	P	P	P	P	P	P	P	P	P	P	P	P	P	P	P	P	P	P	P	P	P	P	P	P	P
7.	Ku. Murnali Y. Kadav	P	P	P	P	P	P	P	P	P	P	P	P	P	P	P	P	P	P	P	P	P	P	P	P	P	P
8.	Ku. Nikita G. Darnekar	P	P	P	P	P	P	P	P	P	P	P	P	P	P	P	P	P	P	P	P	P	P	P	P	P	P
9.	Ku. Payal S. Sarve	P	P	P	P	P	P	P	P	P	P	P	P	P	P	P	P	P	P	P	P	P	P	P	P	P	P
10.	Ku. Pooja D. Kahalkar	P	P	P	P	P	P	P	P	P	P	P	P	P	P	P	P	P	P	P	P	P	P	P	P	P	P
11.	Ku. Preksha S. Yawalkar	P	P	P	P	P	P	P	P	P	P	P	P	P	P	P	P	P	P	P	P	P	P	P	P	P	P
12.	Ku. Rajeshwari S. Dhande	P	P	P	P	P	P	P	P	P	P	P	P	P	P	P	P	P	P	P	P	P	P	P	P	P	P
13.	Ku. Rameshwari S. Dhande	P	P	P	P	P	P	P	P	P	P	P	P	P	P	P	P	P	P	P	P	P	P	P	P	P	P
14.	Ku. Sakshi R. Ajit	P	P	P	P	P	P	P	P	P	P	P	P	P	P	P	P	P	P	P	P	P	P	P	P	P	P
15.	Ku. Sayali S. Wankhede	P	P	P	P	P	P	P	P	P	P	P	P	P	P	P	P	P	P	P	P	P	P	P	P	P	P
16.	Ku. Shalu M. Shende	P	P	P	P	P	P	P	P	P	P	P	P	P	P	P	P	P	P	P	P	P	P	P	P	P	P
17.	Ku. Sonali V. Choudhari	P	P	P	P	P	P	P	P	P	P	P	P	P	P	P	P	P	P	P	P	P	P	P	P	P	P
18.	Ku. Sunita C. Barapatre	P	P	P	P	P	P	P	P	P	P	P	P	P	P	P	P	P	P	P	P	P	P	P	P	P	P
19.	Ku. Savati V. Mishra	P	P	P	P	P	P	P	P	P	P	P	P	P	P	P	P	P	P	P	P	P	P	P	P	P	P
20.	Ku. Vidhya M. Kondbattulam	P	P	P	P	P	P	P	P	P	P	P	P	P	P	P	P	P	P	P	P	P	P	P	P	P	P
21.	Ku. Pragathi P. Raul	P	P	P	P	P	P	P	P	P	P	P	P	P	P	P	P	P	P	P	P	P	P	P	P	P	P
22.	Ku. Vaishnavi Lute	P	P	P	P	P	P	P	P	P	P	P	P	P	P	P	P	P	P	P	P	P	P	P	P	P	P
23.	Ku. Shradha - Petker.	P	P	P	P	P	P	P	P	P	P	P	P	P	P	P	P	P	P	P	P	P	P	P	P	P	P
24.	Ku. Vaishnavi V. Sarve	P	P	P	P	P	P	P	P	P	P	P	P	P	P	P	P	P	P	P	P	P	P	P	P	P	P
25.	Ku. Bhamna A. Vanule	P	P	P	P	P	P	P	P	P	P	P	P	P	P	P	P	P	P	P	P	P	P	P	P	P	P



22







SEVADAL SHIKSHAN SANSTHA'S  
NAAC RE-ACCREDITED WITH 'A' GRADE  
**SEVADAL MAHILA MAHAVIDYALAYA**  
**& RESEARCH ACADEMY**  
Sakkardara Square, Umrer Road, Nagpur-24

Attendance for the

Roll No.	NAME	15/02/21	15/02/21	17/02/21	22/02/21	22/02/21	23/02/21	01/03/21	01/03/21	03/03/21	08/03/21	08/03/21	10/03/21
1.	Ku. Dipika Bhausaoo Dolas	P	P	P	P	P		P	P		P	P	P
2.	Ku. Heena Rushij Makde	P	P	P	P	P		P	P		P	P	P
3.	Ku. Nayma Ravindra Goswami	P	P	P	P	P		P	P		P	P	P
4.	Ku. Pallavi Shivram Bhagat	P	P	P	P	P		A	A		P	P	P
5.	Ku. Pranamali Manoj Dupare	P	P	P	P	P		P	P		P	P	P
6.	Ku. Priya Nagendraprasad Tiwari	P	P	P	P	P		P	P		A	P	P
7.	Ku. Prunali Suresh Madhishore	A	A	P	P	P		P	P		A	P	P
8.	Pratiksha Asaram Talekar	P	P	P	P	P		P	P		P	P	P
9.	Pallavi Pramod Nimje	P	P	P	P	A		P	P		A	A	P
10.	Neha Krushna Pimpalkar	P	P	P	P	P		P	P		P	P	P
11.	Vaishnavi Shrinivas Gopalbhar	A	P	A	P	P		P	P		P	P	P





NAAC Re-Accredited with A Grade

# SEVADAL MAHILA MAHAVIDYALAYA, NAGPUR

Place for Higher Learning & Research (Research Academy)

Sakkardara Square, Umrer Road, Nagpur-440024 (M.S.)

## UGC SPONSORED COMMUNITY COLLEGE ADVANCED DIPLOMA IN FASHION DESIGN

### Roll List of the Students

Session : 2021-2022

S.No	Roll No	Name of the Student	Signature
1	ADFD 101	Ku. Dipika Bhaurao Dolas	
2	ADFD 102	Ku. Heena Rushij Makde	
3	ADFD 103	Ku. Nayna Ravindra Goswami	
4	ADFD 104	Ku. Neha Krushna Pimpalkar	
5	ADFD 105	Ku. Pallavi Sanjay Rupawane	
6	ADFD 106	Ku. Pallavi Shivram Bhagat	
7	ADFD 107	Ku. Pranali Manoj Dupare	
8	ADFD 108	Ku. Pratiksha Asaram Talekar	
9	ADFD 109	Ku. Priya Nagendraprassad Tiwari	
10	ADFD 110	Ku. Vaishnavi Shrinivas Golpalliwar	

**Dr. (Mrs.) H.A. Padole**  
Course Co-ordinator

**Dr. Ashish Lambat**  
Nodal Officer

**(Prof. Pravin Charde)**  
Principal,  
Sevadal Mahila Mahavidyalaya,  
Nagpur





NAAC Re-Accredited with A Grade

**SEVADAL MAHILA MAHAVIDYALAYA, NAGPUR**

Place for Higher Learning & Research (Research Academy)

Sakkardara Square, Umrer Road, Nagpur-440024 (M.S.)


**UGC SPONSORED COMMUNITY COLLEGE  
DIPLOMA IN FASHION DESIGN**


**Roll List of the Students**

**Session : 2021-2022**

S.No	Roll No.	Name of the Student	Signature
1	DFD 101	Ku. Kanchan Vijay Waghe	
2	DFD 102	Ku. Kishori Aknath Akare	
3	DFD 103	Ku. Najida Parveen Sheikh	
4	DFD 104	Ku. Ragini Rajendra Marsinge	
5	DFD 105	Ku. Sonal Nandkishor Damahe	
6	DFD 106	Ku. Archana Girish	

  
**Dr. (Mrs.) H.A. Padole**  
Course Co-ordinator

  
**Dr. Ashish Lambat**  
Nodal Officer

  
**(Prof. Pravin Charde)**  
Principal,  
Sevadal Mahila Mahavidyalaya,  
Nagpur



Sakkardara Square, Umrer Road, Nagpur-24

Attendance for the

Pattern marking  
 NAME Paper I

Roll  
 No.

Roll No.	NAME	6/9/21	13/9/21	14/9/21	20/9/21	21/9/21	27/9/21	28/9/21	4/10/21	11/10/21	18/10/21	25/10/21	1/11/21	8/11/21
1	Ku. Dipika . B. Dalal	P	P	P	P	P	P	P	P	P	P	P	P	P
2	Ku. Heend . R. Makde	P	P	P	P	P	P	P	P	P	P	P	P	P
3	Ku. Nayna . R. Goswami	P	Y	P	P	P	P	P	P	P	P	P	P	P
4	Ku. Neha . K. Pimpalkar	P	A	P	P	P	P	P	P	P	P	P	P	P
5	Ku. Pallavi . S. Rupawane	P	D	P	P	P	P	P	P	P	P	P	P	P
6	Ku. Pallavi . S. Bhagat	P	I	P	P	P	P	P	P	P	P	P	P	P
7	Ku. Purnali . M. Dupare	P	L	P	P	P	P	P	P	P	P	P	P	P
8	Ku. Pratiksha . A. Tekekar	P	O	P	P	P	P	P	P	P	P	P	P	P
9	Ku. Priya . N. Tiwari	P	H	P	P	P	P	P	P	P	P	P	P	P
10	Ku. Vaishnavi . S. Gopalbhan	P	P	P	P	P	P	P	P	P	P	P	P	P





Attendance for the

Month of .....

Total Lectures  
 Practical  
 engage

Duoping Technique  
 NAME Paper V

Roll No.

- 1 Ku. Dipika. B. Dole
- 2 Ku. Meena. R. Makde
- 3 Ku. Nayna. R. Goswami
- 4 Ku. Neha. K. Pimpalkar
- 5 Ku. Pallavi. S. Rupawane
- 6 Ku. Pallavi. S. Bhagat
- 7 Ku. Pooanali. M. Dupane
- 8 Ku. Pratibha. A. Telekar
- 9 Ku. Priya. N. Tiwari
- 10 Ku. Vaishnavi. S. Golpalliwani

3/9/21	6/9/21	7/9/21	10/9/21	14/9/21	17/9/21	20/9/21	21/9/21	24/9/21	27/9/21	28/9/21	1/10/21	5/10/21	8/10/21	12/10/21	15/10/21
P	P	P	P	P	P	P	P	P	P	P	P	P	P	P	P
P	P	P	P	P	P	P	P	P	P	P	P	P	P	P	P
P	P	P	Y	P	P	P	P	P	P	P	P	P	P	P	P
P	P	P	A	P	P	P	P	P	P	P	P	P	P	P	P
P	P	P	D	P	P	P	P	P	P	P	P	P	P	P	P
P	P	P	I	P	P	P	P	P	P	P	P	P	P	P	P
P	P	P	J	P	P	P	P	P	P	P	P	P	P	P	P
P	P	P	O	P	P	P	P	P	P	P	P	P	P	P	P
P	P	P	H	P	P	P	P	P	P	P	P	P	P	P	P
P	P	P		P	P	P	P	P	P	P	P	P	P	P	P

22/10/21	26/10/21	29/10/21	12/11/21	16/11/21	19/11/21	23/11/21	26/11/21	30/11/21	3/12/21	7/12/21	10/12/21
P	P	P	P	P	P	P	P	P	P	P	P
P	P	P	P	P	P	P	P	P	P	P	P
P	P	P	P	P	Y	P	P	P	P	P	P
P	P	P	P	P	A	P	P	P	P	P	P
P	P	P	P	P	D	P	P	P	P	P	P
P	P	P	P	P	I	P	P	P	P	P	P
P	P	P	P	P	J	P	P	P	P	P	P
P	P	P	P	P	O	P	P	P	P	P	P
P	P	P	P	P	H	P	P	P	P	P	P
P	P	P	P	P		P	P	P	P	P	P

Total No  
 Lectur  
 Practi  
 attend





Attendance for the month of \_\_\_\_\_

Term: Second  
 Month of \_\_\_\_\_

Total Lectures/ Practical engaged

Roll No	Art Element NAME	04/10/2021	07/10/2021	11/10/2021	13/10/2021	15/10/2021	16/10/2021	22/10/2021	23/10/2021	25/10/2021	30/10/2021	26/12/2021	27/12/2021
1.	Kanchan Waghe	P	P	P	P	P	P	P	P	P	P	P	P
2.	Sonal Damahe	P	P	A	P	A	P	A	P	P	P	P	A
3.	Abida Sheikh	P	P	P	P	P	P	P	P	P	P	P	P
4.	Ragani Marlinge	P	P	P	P	P	A	P	P	P	P	A	P
5.	Kishori Akame	P	P	P	A	A	A	A	P	P	P	A	P
6.	Archana Wansh	P	P	P	P	P	A	A	P	P	P	P	P

Roll No	Art Element NAME	04/10/2021	07/10/2021	11/10/2021	13/10/2021	15/10/2021	16/10/2021	22/10/2021	23/10/2021	25/10/2021	30/10/2021	26/12/2021	27/12/2021
1.	Kanchan Waghe	P	P	P	P	P	P	P	P	P	P	P	P
2.	Sonal Damahe	P	P	P	P	P	A	A	P	P	P	A	P
3.	Abida Sheikh	P	P	P	P	P	P	P	P	P	P	A	P
4.	Ragani Marlinge	P	P	P	P	P	P	A	P	P	P	P	P
5.	Kishori Akame	P	P	P	P	P	P	P	P	P	P	A	P
6.	Archana Wansh	P	P	P	P	P	P	P	P	P	P	A	A

Total No. of Lectures/ Practical attended



AS AS AS AS AS AS AS AS AS AS AS AS AS AS AS AS

AS AS AS AS AS AS AS AS AS AS AS AS AS AS AS AS



Attendance for the

Month of .....

Total No. of Lectures/  
Practical attended

Roll No.	NAME	Surfale Ornamentation										Total No. of Lectures/ Practical attended					
		02/09/2021	09/09/2021	16/09/2021	23/09/2021	30/09/2021	07/10/2021	14/10/2021	21/10/2021	28/10/2021	05/11/2021		12/11/2021				
1.	Ms. Dipika Bhausa Dolas	P	P	P			P	P	P	P			P	P	P		
2.	Ms. Heena Rushij Makde	P	P	P			P	P	P	P			P	P	P		
3.	Ms. Pallavi Shivram Bhagat	P	P	P			P	P	P	P			P	P	P		
4.	Ms. Nayana Rowindra Goswami	P	P	P			P	P	P	P			P	P	P		
5.	Ms. Parnali Manoj Dupare	P	P	P			P	P	P	P			P	P	P		
6.	Ms. Priya Nagandaprasad Tiwari	P	P	P			P	P	P	P			P	P	P		
7.	Ms. Pratiksh Asaram Talwar	P	P	P			P	P	P	P			P	P	P		
8.	Ms. Trusali Suresh Wadiche	P	P	P			P	P	P	P			P	P	P		
9.	Ms. Pallavi Sanjay Ruparane	P	P	P			P	P	P	P			P	P	P		
10.	Neha Krushma Pimpalkar	P	P	P			P	P	P	P			P	P	P		
11.	Abhiswani Shrinivas Gaspaliwar	A	P	A			A	P	A				P	P	P		

*[Signature]*